



PARTS CATALOG

Published

2008/7 (Jul.)

0CNP3-G90800

CONTENTS

MODEL : GE22(3TNE74-UFM

PC NO : 0CNP3-G90800

Fig.No. GROUP NAME

ENGINE UNIT

1. CYLINDER BLOCK
2. GEAR HOUSING
3. OIL SUMP
4. CYLINDER HEAD & BONNET
5. SUCTION MANIFOLD
6. EXHAUST MANIFOLD & SILENCER
7. CAMSHAFT & DRIVING GEAR
8. CRANKSHAFT & PISTON
9. LUBRICATING OIL SYSTEM
10. COOLING WATER SYSTEM
11. FUEL OIL INJECTION PUMP
12. GOVERNOR
13. FUEL OIL INJECTION VALVE
14. FUEL OIL LINE
15. STARTING MOTOR
16. GENERATOR

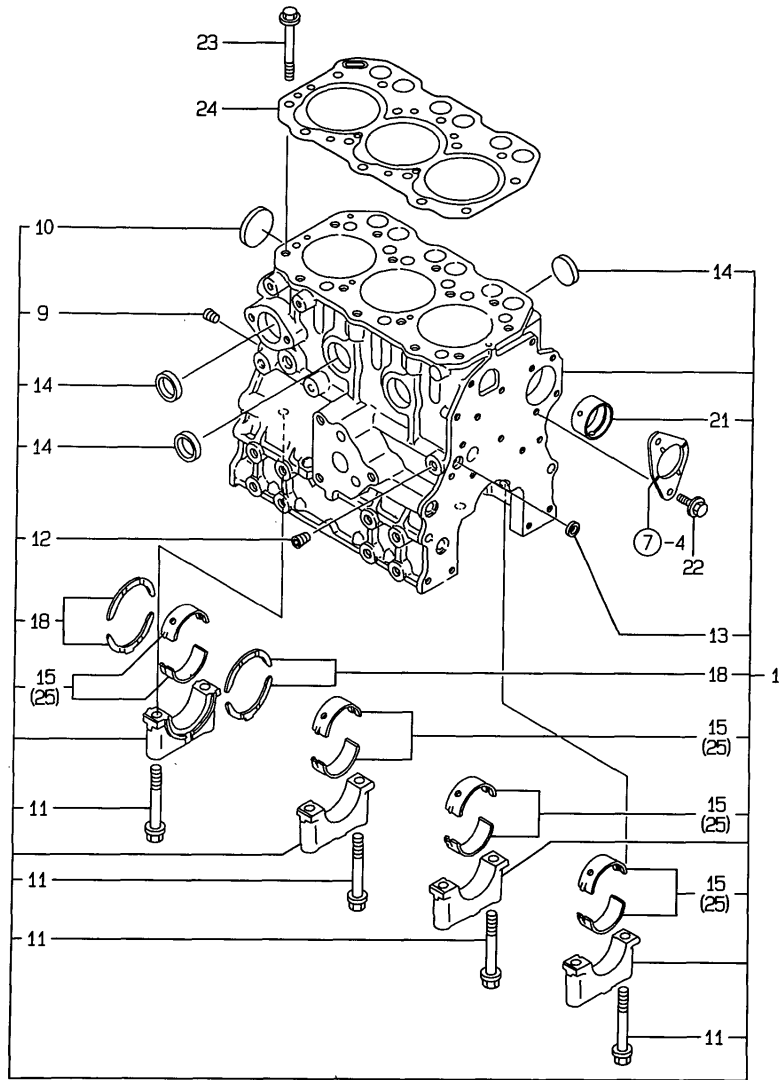
BODY UNIT

17. BATTERY
18. FUEL TANK
19. MUFFLER,ENGINE UNIT
20. DRIVE JOINT & WEIGHT
21. RADIATOR
22. AIR CLEANER
23. LIFT LINK
24. TRANSMISSION
25. TRANSMISSION
26. FRONT DIFFERENTIAL
27. REAR DIFFERENTIAL

Fig.No. GROUP NAME

28. REAR AXLE
29. PTO,HPL,AND ACCEL CONTROLS
30. BRAKE
31. MAIN FRAME
32. HST CONTROL
33. BRAKE & 4WD CONTROL LINKAGES
34. HYDRAULIC SYSTEM;STEERING CASE
35. HYDRAULIC SYSTEM;OIL FILTER
36. FRONT WHEELS,REAR WHEELS
37. POWER TAKE OFF;SIDE
38. POWER TAKE OFF;FRONT
39. BONNET
40. OPERATOR SEAT
41. STEERING,DASH BOARD AND STEP
42. FENDER & ROPS
43. WIRING
44. LABEL
45. LABEL(SAFETY)

Fig.1. CYLINDER BLOCK



N154525

Remarks
 (1) UNDER-SIZE(U.S=0.25)PART.
 (REMARKS)"EFFECTIVE MACHINE NO." OF
 ENGINE IS INDICATED ON THE
 ENGINE LABEL WHICH IS SHOWN
 IN FIG.4.

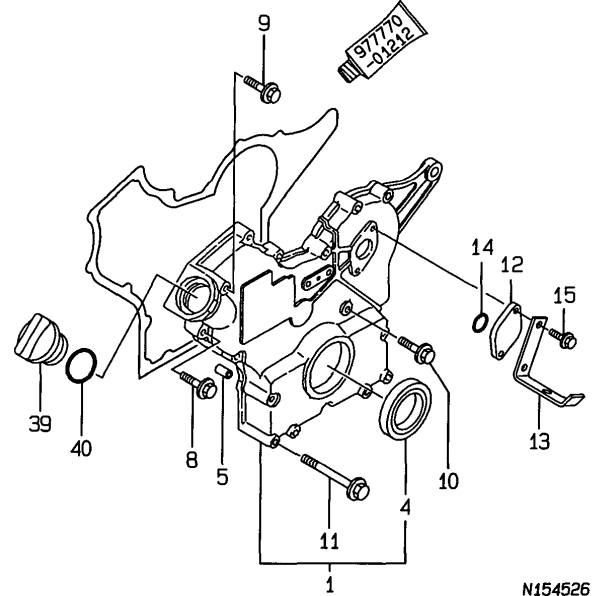
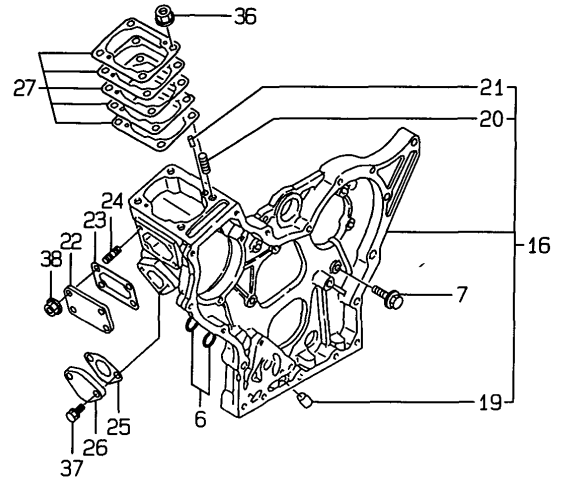
OCNP3-G90800 1. CYLINDER BLOCK

(A)=3TNE74-UFM
 (B)=
 (C)=

(D)=
 (E)=
 (F)=

| REF. | LEV. | PARTS NO. | DESCRIPTION | QTY | | | | | | I | R |
|------|------|--------------|----------------------|-----|-----|-----|-----|-----|-----|---|---|
| | | | | (A) | (B) | (C) | (D) | (E) | (F) | | |
| 1 | 1 | 719623-01560 | BLOCK ASSY, CYLINDER | 1 | | | | | | | |
| 9 | 2 | 119600-01050 | PLUG PT1/4 | 1 | | | | | | | |
| 10 | 2 | 119623-01250 | PLUG 45 | 1 | | | | | | | |
| 11 | 2 | 119620-02020 | BOLT | 8 | | | | | | | |
| 12 | 2 | 23876-010000 | PLUG PT1/8,SCREW | 1 | | | | | | | |
| 13 | 2 | 27241-120000 | PLUG 12 | 1 | | | | | | | |
| 14 | 2 | 27241-300000 | PLUG 30 | 6 | | | | | | | |
| 15 | 2 | 719620-02800 | MAIN BEARING | 4 | | | | | | | |
| 18 | 2 | 719620-02930 | BEARING, THRUST | 2 | | | | | | | |
| 21 | 2 | 119624-02410 | BUSH | 1 | | | | | | | |
| 22 | 1 | 26106-060122 | BOLT M 6X 12 PLATED | 2 | | | | | | | |
| 23 | 1 | 119620-01200 | BOLT, CYLINDER HEAD | 14 | | | | | | | |
| 24 | 1 | 119623-01340 | GASKET, CYL. HEAD | 1 | | | | | | | |
| 25 | 1 | 719620-02870 | MAIN BEARING US=0.25 | 4 | | | | | | | 1 |

Fig.2. GEAR HOUSING



OCNP3-G90800 2. GEAR HOUSING

(A)=3TNE74-UFM
(B)=
(C)=

(D)=
(E)=
(F)=

| REF. | LEV. | PARTS NO. | DESCRIPTION | QTY | | | | | | I | R |
|------|------|--------------|---------------------|-----|-----|-----|-----|-----|-----|---|---|
| | | | | (A) | (B) | (C) | (D) | (E) | (F) | | |
| 1 | 1 | 119610-01590 | COVER ASSY, HOUSING | 1 | | | | | | | |
| 4 | 2 | 119620-01800 | SEAL HTC456208, OIL | 1 | | | | | | | |
| 5 | 1 | 119660-01911 | PIPE, KNOCK | 4 | | | | | | | |
| 6 | 1 | 119624-32040 | O-RING P 12.0 | 2 | | | | | | | |
| 7 | 1 | 26106-060162 | BOLT M 6X 16 PLATED | 7 | | | | | | | |
| 8 | 1 | 26106-060302 | BOLT M 6X 30 PLATED | 8 | | | | | | | |
| 9 | 1 | 26106-060602 | BOLT M 6X 60 PLATED | 1 | | | | | | | |
| 10 | 1 | 26106-060602 | BOLT M 6X 60 PLATED | 3 | | | | | | | |
| 11 | 1 | 26106-060802 | BOLT M 6X 80 PLATED | 6 | | | | | | | |
| 12 | 1 | 121023-01550 | COVER, BLIND | 1 | | | | | | | |
| 13 | 1 | 119653-01900 | BRACKET(CW-T | 1 | | | | | | | |
| 14 | 1 | 24341-000240 | O-RING 1A S-24.0 | 1 | | | | | | | |
| 15 | 1 | 26106-060202 | BOLT M 6X 20 PLATED | 2 | | | | | | | |
| 16 | 1 | 119610-01490 | HOUSING ASSY, GEAR | 1 | | | | | | | |
| 19 | 2 | 119660-01510 | PLUG 10X14 | 1 | | | | | | | |
| 20 | 2 | 121450-01560 | STUD M 8X 22 | 4 | | | | | | | |
| 21 | 2 | 22351-040010 | SPRING PIN 4X10 | 2 | | | | | | | |
| 22 | 1 | 119660-01551 | COVER | 1 | | | | | | | |
| 23 | 1 | 119660-01562 | GASKET, (NON-ASB.) | 1 | | | | | | | |
| 24 | 1 | 119660-01570 | STUD M6X12 | 4 | | | | | | | |
| 25 | 1 | 121520-01851 | GASKET, (NON-ASB.) | 1 | | | | | | | |
| 26 | 1 | 121520-01860 | COVER, BLIND | 1 | | | | | | | |
| 27 | 1 | 119623-01950 | SHIM PACK | 1 | | | | | | | |
| 36 | 1 | 194990-22050 | NUT W/WASHER 8 | 4 | | | | | | | |
| 37 | 1 | 26014-060202 | BOLT M 6X 20 | 2 | | | | | | | |
| 38 | 1 | 26366-060002 | NUT M 6 | 4 | | | | | | | |
| 39 | 1 | 124160-01751 | COVER,FILLER | 1 | | | | | | | |
| 40 | 1 | 24311-000320 | O-RING 1A P-32.0 | 1 | | | | | | | |

Remarks
(REMARKS)"EFFECTIVE MACHINE NO." OF
ENGINE IS INDICATED ON THE
ENGINE LABEL WHICH IS SHOWN
IN FIG.4.

Fig.3. OIL SUMP

(A)=3TNE74-UFM

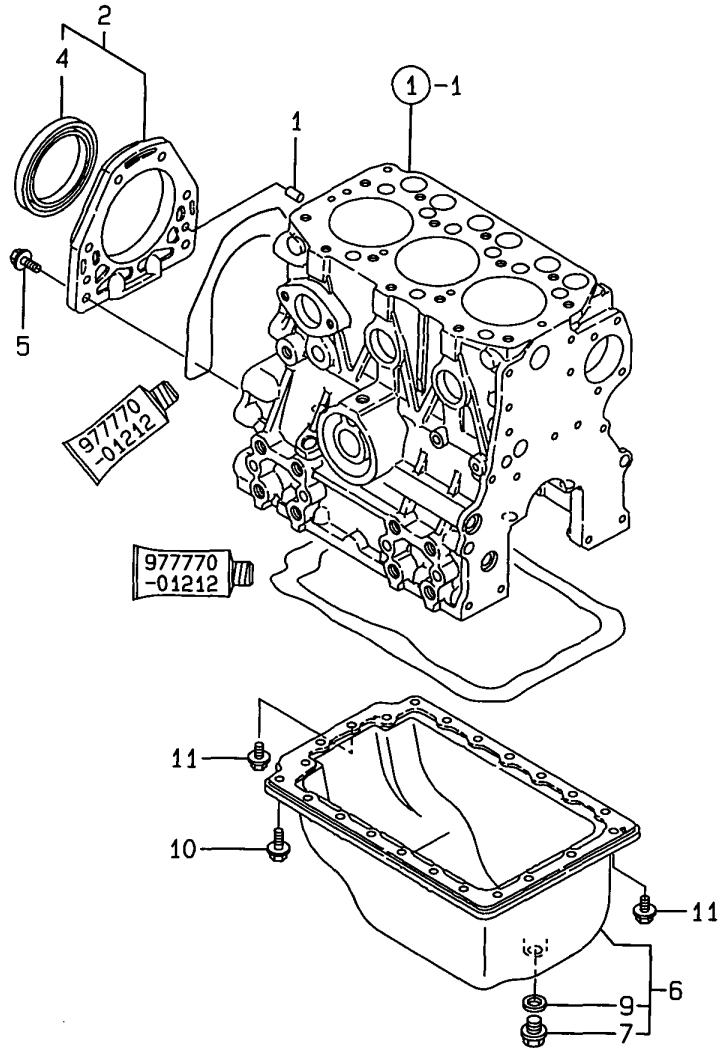
(B)=

(C)=

(D)=

(E)=

(F)=

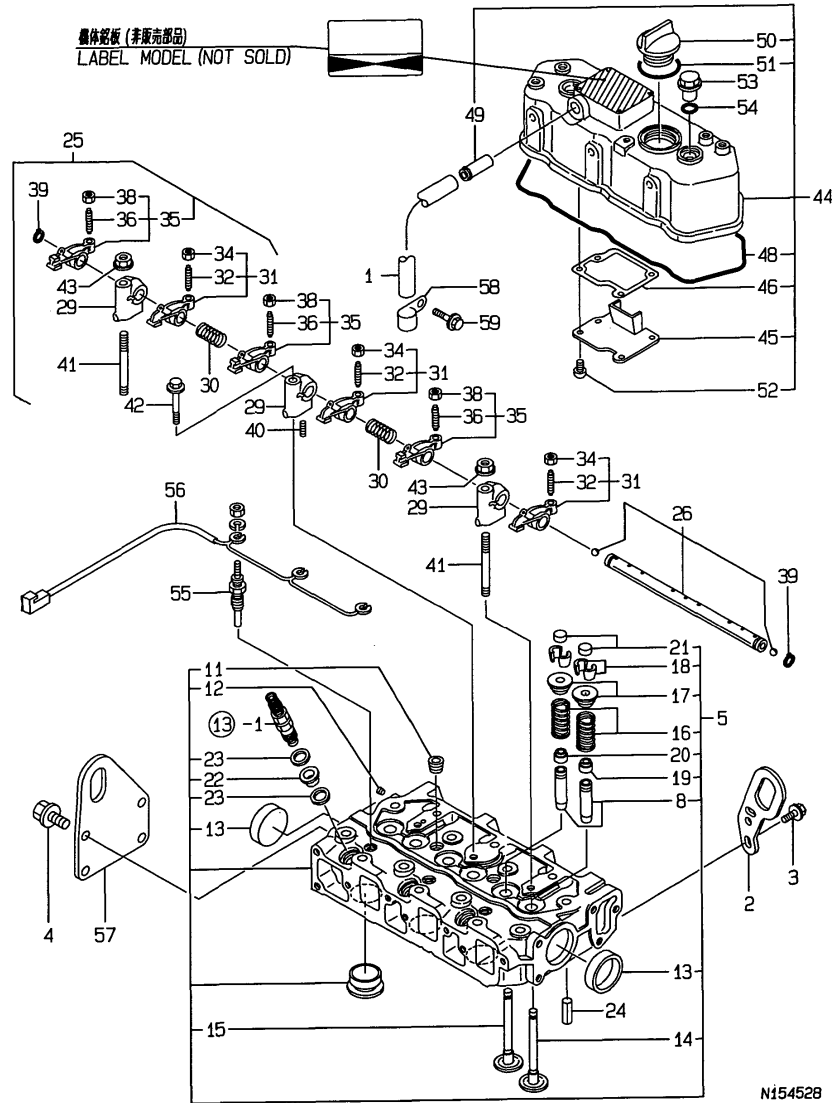


N154527

Remarks
 (REMARKS)"EFFECTIVE MACHINE NO." OF
 ENGINE IS INDICATED ON THE
 ENGINE LABEL WHICH IS SHOWN
 IN FIG.4.

| REF. | LEV. | PARTS NO. | DESCRIPTION | QTY | | | | | | I | R |
|------|------|--------------|---------------------|-----|-----|-----|-----|-----|-----|---|---|
| | | | | (A) | (B) | (C) | (D) | (E) | (F) | | |
| 1 | 1 | 119620-01620 | PARALLEL PIN 6X10 | 2 | | | | | | | |
| 2 | 1 | 719620-01650 | CASE ASSY, OIL SEAL | 1 | | | | | | | |
| 4 | 2 | 124085-02220 | SEAL, OIL | 1 | | | | | | | |
| 5 | 1 | 26106-060222 | BOLT M 6X 22 PLATED | 6 | | | | | | | |
| 6 | 1 | 119653-01540 | OIL PAN ASSY | 1 | | | | | | | |
| 7 | 2 | 129054-01640 | DRAIN PLUG | 1 | | | | | | | |
| 9 | 2 | 22190-120002 | SEAL WASHER 12 | 1 | | | | | | | |
| 10 | 1 | 26106-060082 | BOLT M 6X 8 PLATED | 16 | | | | | | | |
| 11 | 1 | 26106-060122 | BOLT M 6X 12 PLATED | 6 | | | | | | | |

Fig.4. CYLINDER HEAD & BONNET



Remarks
 (1) REPAIR PART.
 (REMARKS)"EFFECTIVE MACHINE NO." OF
 ENGINE IS INDICATED ON THE
 ENGINE LABEL WHICH IS SHOWN
 IN FIG.4.

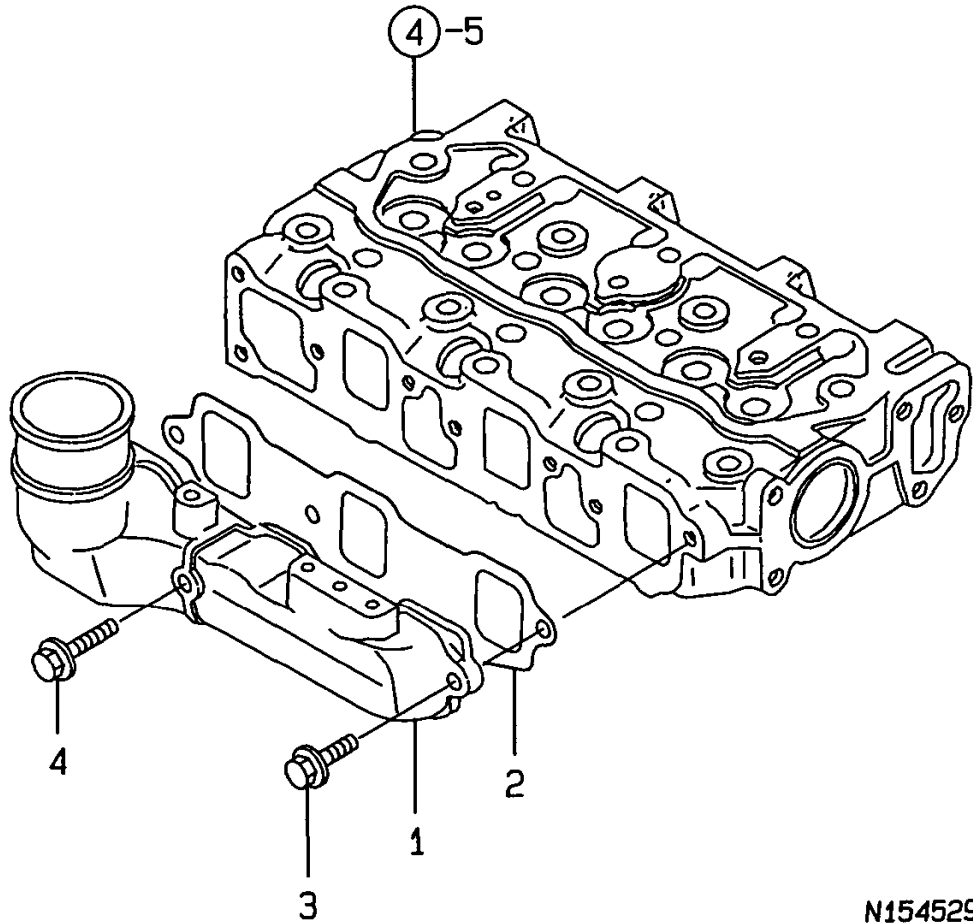
OCNP3-G90800 4. CYLINDER HEAD & BONNET

(A)=3TNE74-UFM
 (B)=
 (C)=

(D)=
 (E)=
 (F)=

| REF. | LEV. | PARTS NO. | DESCRIPTION | QTY | | | | | | I | R |
|------|------|--------------|----------------------|-----|-----|-----|-----|-----|-----|---|---|
| | | | | (A) | (B) | (C) | (D) | (E) | (F) | | |
| 1 | 1 | 23065-120500 | PIPE, VINYL 12X 500 | 1 | | | | | | | |
| 2 | 1 | 119260-07900 | LIFTER, ENGINE | 1 | | | | | | | |
| 3 | 1 | 26106-080142 | BOLT M 8X 14 PLATED | 2 | | | | | | | |
| 4 | 1 | 26106-060122 | BOLT M 6X 12 PLATED | 4 | | | | | | | |
| 5 | 1 | 119626-11000 | HEAD ASSY, CYLINDER | 1 | | | | | | | |
| 8 | 2 | 119620-11801 | GUIDE, VALVE | 6 | | | | | | | 1 |
| 11 | 2 | 23876-020000 | PLUG 1/4 | 2 | | | | | | | |
| 12 | 2 | 27221-050080 | PLUG 5X 8 | 1 | | | | | | | |
| 13 | 2 | 27241-400000 | PLUG 40 | 2 | | | | | | | |
| 14 | 2 | 119623-11100 | VALVE, INTAKE | 3 | | | | | | | |
| 15 | 2 | 119620-11110 | VALVE, EXHAUST | 3 | | | | | | | |
| 16 | 2 | 119620-11120 | SPRING, VALVE | 6 | | | | | | | |
| 17 | 2 | 119620-11180 | RETAINER, SPRING | 6 | | | | | | | |
| 18 | 2 | 27310-070000 | COTTER 7 | 6 | | | | | | | |
| 19 | 2 | 124160-11340 | SEAL, VALVE STEM | 3 | | | | | | | |
| 20 | 2 | 124950-11340 | SEAL, VALVE STEM | 3 | | | | | | | |
| 21 | 2 | 104211-11370 | CAP, VALVE | 6 | | | | | | | |
| 22 | 2 | 119600-11450 | PROTECTOR, NOZZLE | 3 | | | | | | | |
| 23 | 2 | 119600-11460 | GASKET, NOZZLE | 6 | | | | | | | |
| 24 | 1 | 22351-060012 | SPRING PIN 6X12 | 2 | | | | | | | |
| 25 | 1 | 119620-11200 | SUPPORT ASSY, ARM | 1 | | | | | | | |
| 26 | 2 | 119620-11240 | SHAFT ASSY, ROCKER | 1 | | | | | | | |
| 29 | 2 | 119620-11260 | SUPPORT, ROCKER ARM | 3 | | | | | | | |
| 30 | 2 | 119620-11280 | SPRING | 2 | | | | | | | |
| 31 | 2 | 719620-11650 | ARM ASSY, ROCKER | 3 | | | | | | | |
| 32 | 3 | 105010-11230 | SCREW, VALVE | 3 | | | | | | | |
| 34 | 3 | 26856-060002 | LOCK NUT 6 | 3 | | | | | | | |
| 35 | 2 | 719620-11660 | ARM ASSY, ROCKER | 3 | | | | | | | |
| 36 | 3 | 105010-11230 | SCREW, VALVE | 3 | | | | | | | |
| 38 | 3 | 26856-060002 | LOCK NUT 6 | 3 | | | | | | | |
| 39 | 2 | 22242-000120 | CIRCLIP 12 | 2 | | | | | | | |
| 40 | 2 | 26979-050162 | SCREW M 5X16 | 1 | | | | | | | |
| 41 | 1 | 119620-11350 | STUD | 2 | | | | | | | |
| 42 | 1 | 26106-080452 | BOLT M 8X 45 PLATED | 1 | | | | | | | |
| 43 | 1 | 26306-080002 | NUT | 2 | | | | | | | |
| 44 | 1 | 719620-11521 | BONNET ASSY | 1 | | | | | | | |
| 45 | 2 | 119620-03020 | PLATE, SHELTER | 1 | | | | | | | |
| 46 | 2 | 119620-03031 | GASKET, (NON-ASB.) | 1 | | | | | | | |
| 48 | 2 | 119620-11310 | GASKET, BONNET | 1 | | | | | | | |
| 49 | 2 | 118400-03060 | JOINT, BREATHER | 1 | | | | | | | |
| 50 | 2 | 124160-01751 | COVER,FILLER | 1 | | | | | | | |
| 51 | 2 | 24311-000320 | O-RING 1A P-32.0 | 1 | | | | | | | |
| 52 | 2 | 22857-500100 | SCREW 5X10,TAPPING | 4 | | | | | | | |
| 53 | 1 | 124160-11360 | KNOB | 2 | | | | | | | |
| 54 | 1 | 24311-000120 | O-RING 1A P 12.0 | 2 | | | | | | | |
| 55 | 1 | 129155-77801 | PLUG, GLOW | 3 | | | | | | | |
| 56 | 1 | 119645-77820 | CONNECTOR, GLOW PLUG | 1 | | | | | | | |
| 57 | 1 | 119632-07900 | LIFTER, ENGINE | 1 | | | | | | | |
| 58 | 1 | 124160-01650 | CLAMP | 1 | | | | | | | |
| 59 | 1 | 26106-080122 | BOLT M 8X 12 PLATED | 1 | | | | | | | |

Fig.5. SUCTION MANIFOLD



N154529

0CNP3-G90800 5. SUCTION MANIFOLD

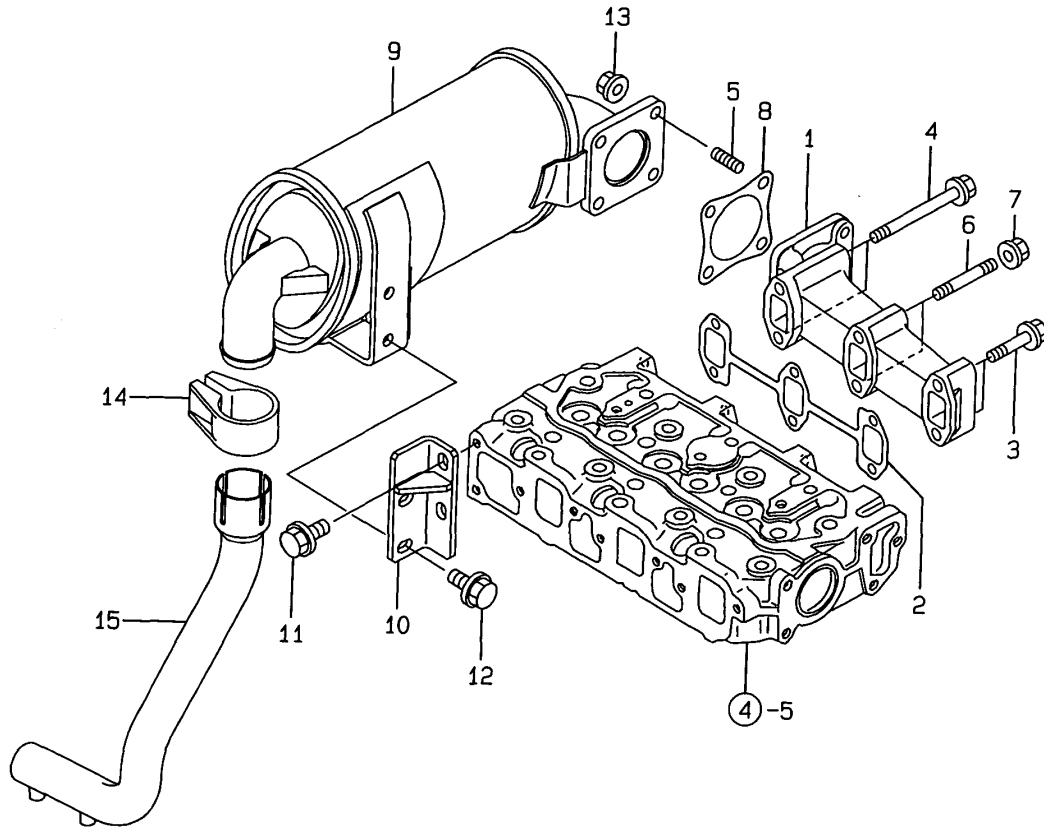
(A)=3TNE74-UFM
(B)=
(C)=

(D)=
(E)=
(F)=

| REF. | LEV. | PARTS NO. | DESCRIPTION | Q'TY | | | | | | I | R |
|------|------|--------------|----------------------|------|-----|-----|-----|-----|-----|---|---|
| | | | | (A) | (B) | (C) | (D) | (E) | (F) | | |
| 1 | 1 | 119660-12101 | MANIFOLD,AIR INTAKE | 1 | | | | | | | |
| 2 | 1 | 119660-12111 | GASKET, SUC.MANIFOLD | 1 | | | | | | | |
| 3 | 1 | 26106-060162 | BOLT M 6X 16 PLATED | 2 | | | | | | | |
| 4 | 1 | 26106-060402 | BOLT M 6X 40 PLATED | 1 | | | | | | | |

Remarks
(REMARKS)"EFFECTIVE MACHINE NO." OF
ENGINE IS INDICATED ON THE
ENGINE LABEL WHICH IS SHOWN
IN FIG.4.

Fig.6. EXHAUST MANIFOLD & SILENCER



OCNP3-G90800 6. EXHAUST MANIFOLD & SILENCER

(A)=3TNE74-UFM

(B)=

(C)=

(D)=

(E)=

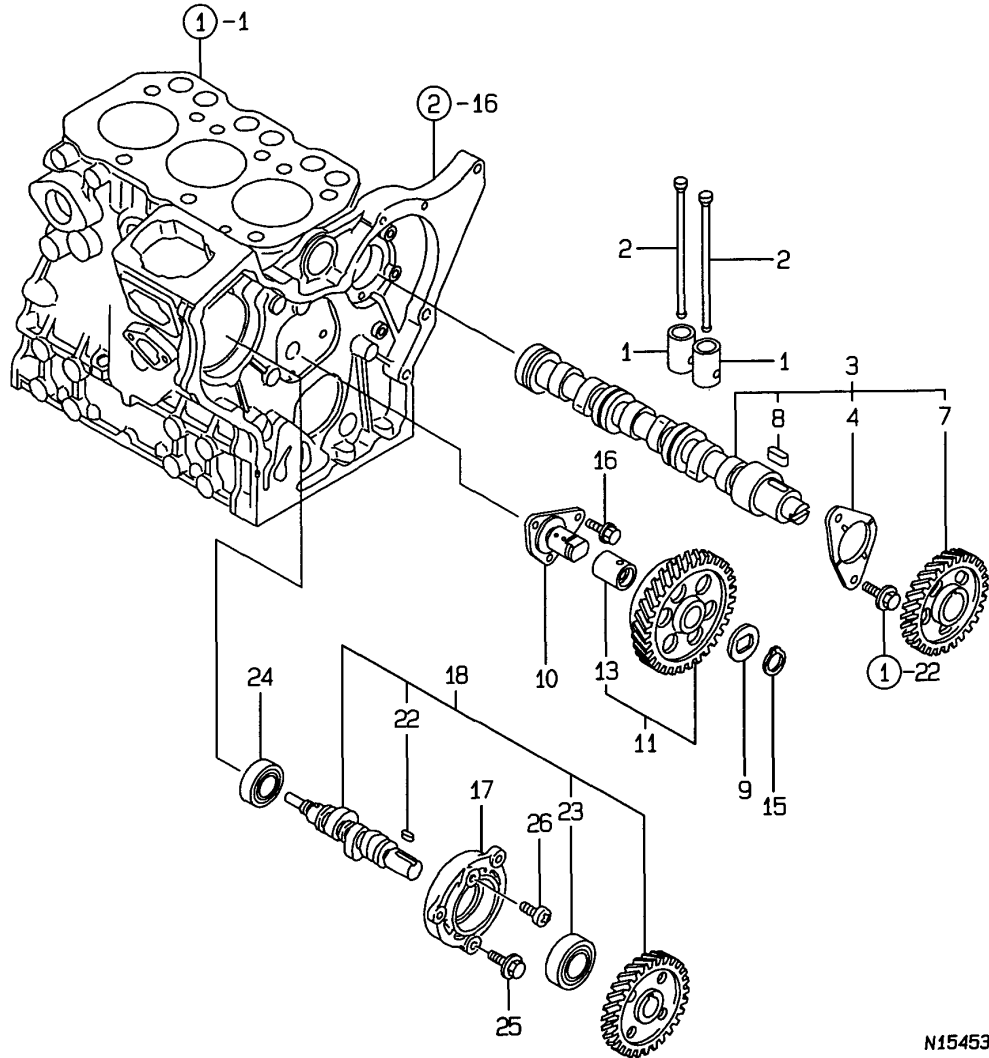
(F)=

| REF. | LEV. | PARTS NO. | DESCRIPTION | QTY | | | | | | I | R |
|------|------|--------------|----------------------|-----|-----|-----|-----|-----|-----|---|---|
| | | | | (A) | (B) | (C) | (D) | (E) | (F) | | |
| 1 | 1 | 119620-13101 | MANIFOLD,EXHAUST | 1 | | | | | | | |
| 2 | 1 | 119620-13110 | GASKET, EXH.MANIFOLD | 1 | | | | | | | |
| 3 | 1 | 26106-080352 | BOLT M 8X 35 PLATED | 2 | | | | | | | |
| 4 | 1 | 26106-080802 | BOLT M 8X 80 PLATED | 2 | | | | | | | |
| 5 | 1 | 26216-080162 | STUD BOLT M8X16 | 4 | | | | | | | |
| 6 | 1 | 26216-080552 | STUD M 8X 55 PLATED | 2 | | | | | | | |
| 7 | 1 | 26306-080002 | NUT | 2 | | | | | | | |
| 8 | 1 | 121000-13201 | GASKET, SILENCER | 1 | | | | | | | |
| 9 | 1 | 119653-13540 | SILENCER | 1 | | | | | | | |
| 10 | 1 | 119653-13610 | BRACKET(SIRENCER | 1 | | | | | | | |
| 11 | 1 | 26106-080142 | BOLT M 8X 14 PLATED | 2 | | | | | | | |
| 12 | 1 | 26106-080162 | BOLT M 8X 16 PLATED | 2 | | | | | | | |
| 13 | 1 | 26306-080002 | NUT | 4 | | | | | | | |
| 14 | 1 | 119650-13620 | CLAMP, EXHAUST PIPE | 1 | | | | | | | |
| 15 | 1 | 119653-13650 | PIPE, EXHAUST | 1 | | | | | | | |

Remarks

(REMARKS)"EFFECTIVE MACHINE NO." OF ENGINE IS INDICATED ON THE ENGINE LABEL WHICH IS SHOWN IN FIG.4.

Fig.7. CAMSHAFT & DRIVING GEAR



OCNP3-G90800 7. CAMSHAFT & DRIVING GEAR

(A)=3TNE74-UFM

(B)=

(C)=

(D)=

(E)=

(F)=

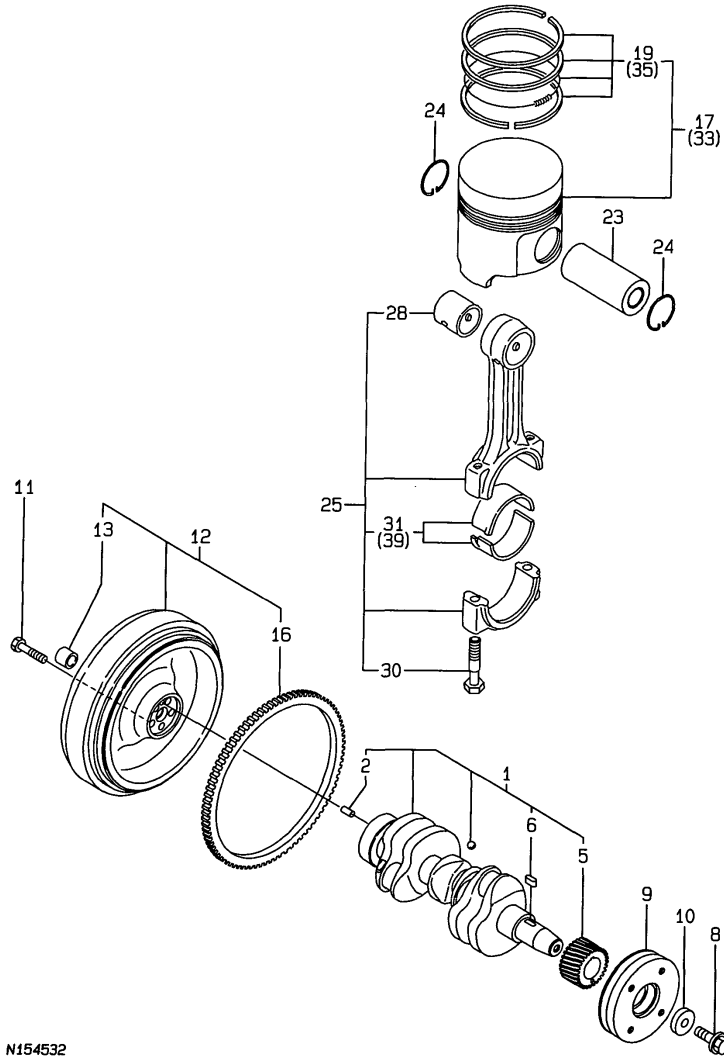
| REF. | LEV. | PARTS NO. | DESCRIPTION | QTY | | | | | | I | R |
|------|------|--------------|---------------------|-----|-----|-----|-----|-----|-----|---|---|
| | | | | (A) | (B) | (C) | (D) | (E) | (F) | | |
| 1 | 1 | 119620-14200 | TAPPET | 6 | | | | | | | |
| 2 | 1 | 119620-14401 | ROD, PUSH | 6 | | | | | | | |
| 3 | 1 | 119629-14580 | CAMSHAFT ASSY | 1 | | | | | | | |
| 4 | 2 | 119620-02450 | BEARING, THRUST | 1 | | | | | | | |
| 7 | 2 | 119620-14100 | GEAR, CAMSHAFT | 1 | | | | | | | |
| 8 | 2 | 22512-040120 | KEY 4X 12 | 1 | | | | | | | |
| 9 | 1 | 119660-25022 | RETAINER, IDLE GEAR | 1 | | | | | | | |
| 10 | 1 | 119660-25052 | SHAFT, IDLE GEAR | 1 | | | | | | | |
| 11 | 1 | 119620-25102 | GEAR W/BUSH, IDLE | 1 | | | | | | | |
| 13 | 2 | 119620-25912 | BUSH | 1 | | | | | | | 1 |
| 15 | 1 | 22242-000200 | CIRCLIP 20 | 1 | | | | | | | |
| 16 | 1 | 26106-060122 | BOLT M 6X 12 PLATED | 3 | | | | | | | |
| 17 | 1 | 119660-01821 | BEARING, FUEL CAM. | 1 | | | | | | | |
| 18 | 1 | 719660-14590 | CAM ASSY, F.I. PUMP | 1 | | | | | | | |
| 22 | 2 | 22512-040120 | KEY 4X 12 | 1 | | | | | | | |
| 23 | 2 | 24102-063034 | BALL BEARING 6303U | 1 | | | | | | | |
| 24 | 1 | 24101-062034 | BALL BEARING | 1 | | | | | | | |
| 25 | 1 | 26106-060162 | BOLT M 6X 16 PLATED | 3 | | | | | | | |
| 26 | 1 | 26587-080102 | SCREW M 8X 10 | 1 | | | | | | | |

Remarks

(1) REPAIR PART.

(REMARKS)"EFFECTIVE MACHINE NO." OF ENGINE IS INDICATED ON THE ENGINE LABEL WHICH IS SHOWN IN FIG.4.

Fig.8. CRANKSHAFT & PISTON



N154532

Remarks
 (1) REPAIR PART.
 (2) OVER-SIZE(O.S=0.25)PART.
 (3) UNDER-SIZE(U.S=0.25)PART.
 (REMARKS)"EFFECTIVE MACHINE NO." OF
 ENGINE IS INDICATED ON THE
 ENGINE LABEL WHICH IS SHOWN
 IN FIG.4.

0CNP3-G90800 8. CRANKSHAFT & PISTON

(A)=3TNE74-UFM

(B)=

(C)=

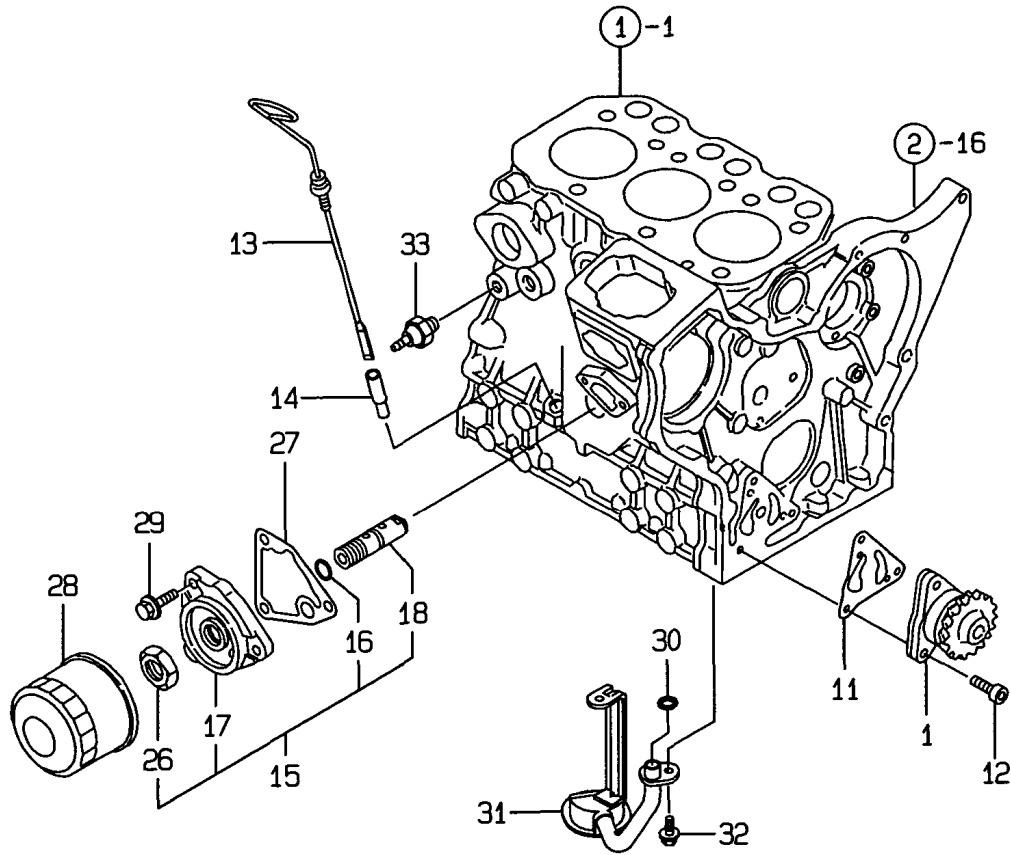
(D)=

(E)=

(F)=

| REF. | LEV. | PARTS NO. | DESCRIPTION | QTY | | | | | | I | R |
|------|------|--------------|----------------------|-----|-----|-----|-----|-----|-----|---|---|
| | | | | (A) | (B) | (C) | (D) | (E) | (F) | | |
| 1 | 1 | 119623-21700 | CRANKSHAFT ASSY | 1 | | | | | | | |
| 2 | 2 | 129100-01580 | PARALLEL PIN 8X16 | 1 | | | | | | | |
| 5 | 2 | 119644-21200 | CRANKGEAR | 1 | | | | | | | |
| 6 | 2 | 22512-040120 | KEY 4X 12 | 1 | | | | | | | |
| 8 | 1 | 119621-21680 | BOLT M12X1.25,FLANGE | 1 | | | | | | | |
| 9 | 1 | 119650-21650 | V-PULLEY, CRANK | 1 | | | | | | | |
| 10 | 1 | 119620-21941 | WASHER | 1 | | | | | | | |
| 11 | 1 | 105225-21501 | BOLT, FLYWHEEL | 5 | | | | | | | |
| 12 | 1 | 119659-21590 | FLYWHEEL ASSY | 1 | | | | | | | |
| 13 | 2 | 124950-21230 | BUSH | 1 | | | | | | | |
| 16 | 2 | 124060-21600 | GEAR, RING | 1 | | | | | | | |
| 17 | 1 | 119624-22082 | PISTON ASSY | 3 | | | | | | | |
| 19 | 2 | 119623-22500 | RING SET,PISTON | 3 | | | | | | | |
| 23 | 1 | 114399-22300 | PISTON PIN | 3 | | | | | | | |
| 24 | 1 | 22252-000210 | CIRCLIP 21 | 6 | | | | | | | |
| 25 | 1 | 719620-23100 | ROD ASSY, CONNECTING | 3 | | | | | | | |
| 28 | 2 | 119620-23910 | BUSH, PISTON PIN | 3 | | | | | | | 1 |
| 30 | 2 | 105225-23200 | BOLT, ROD | 6 | | | | | | | |
| 31 | 2 | 719620-23600 | BEARING, CRANKPIN | 3 | | | | | | | |
| 33 | 1 | 119624-22900 | PISTON ASSY(O.S=0.25 | 3 | | | | | | | 2 |
| 35 | 2 | 119623-22950 | RING COMP.,0.25 O.S. | 3 | | | | | | | 2 |
| 39 | 1 | 719620-23610 | BEARING,PIN U.S=0.25 | 3 | | | | | | | 3 |

Fig.9. LUBRICATING OIL SYSTEM



OCNP3-G90800 9. LUBRICATING OIL SYSTEM

(A)=3TNE74-UFM

(B)=

(C)=

(D)=

(E)=

(F)=

| REF. | LEV. | PARTS NO. | DESCRIPTION | QTY | | | | | | I | R |
|------|------|--------------|----------------------|-----|-----|-----|-----|-----|-----|---|---|
| | | | | (A) | (B) | (C) | (D) | (E) | (F) | | |
| 1 | 1 | 119660-32001 | PUMP ASSY, LUB. OIL | 1 | | | | | | | |
| 11 | 1 | 119660-32020 | GASKET, L.O.PUMP | 1 | | | | | | | |
| 12 | 1 | 26450-060202 | BOLT M 6X 20 | 3 | | | | | | | |
| 13 | 1 | 119653-34800 | DIPSTICK | 1 | | | | | | | |
| 14 | 1 | 121520-34810 | GUIDE, DIPSTICK | 1 | | | | | | | |
| 15 | 1 | 119609-35000 | BRACKET, L.O.FILTER | 1 | | | | | | | |
| 16 | 2 | 119609-32040 | O-RING P16 | 1 | | | | | | | |
| 17 | 2 | 119660-35102 | BRACKET, OIL FILTER | 1 | | | | | | | |
| 18 | 2 | 119609-35300 | VALVE ASSY,OIL PRESS | 1 | | | | | | | |
| 26 | 2 | 129150-35350 | NUT | 1 | | | | | | | |
| 27 | 1 | 119660-35113 | GASKET, (NON-ASB.) | 1 | | | | | | | |
| 28 | 1 | 119305-35150 | FILTER, LUB. OIL | 1 | | | | | | | |
| 29 | 1 | 26106-080202 | BOLT M 8X 20 PLATED | 3 | | | | | | | |
| 30 | 1 | 119209-35030 | O-RING | 1 | | | | | | | |
| 31 | 1 | 119620-35093 | PIPE, L.O | 1 | | | | | | | |
| 32 | 1 | 26106-060102 | BOLT M 6X 10 PLATED | 2 | | | | | | | |
| 33 | 1 | 114250-39450 | SWITCH,(0.5KG)L.O. | 1 | | | | | | | |

Remarks
 (REMARKS)"EFFECTIVE MACHINE NO." OF
 ENGINE IS INDICATED ON THE
 ENGINE LABEL WHICH IS SHOWN
 IN FIG.4.

Fig.10. COOLING WATER SYSTEM

(A)=3TNE74-UFM

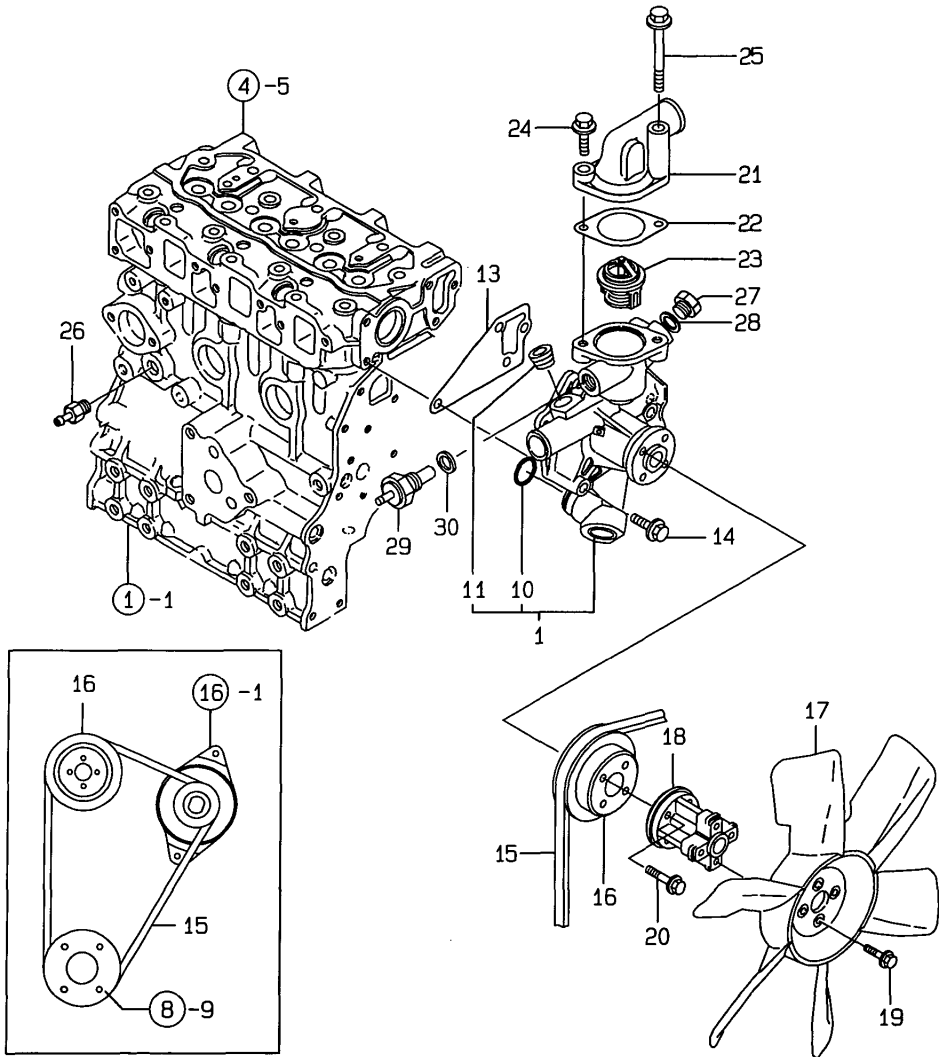
(B)=

(C)=

(D)=

(E)=

(F)=

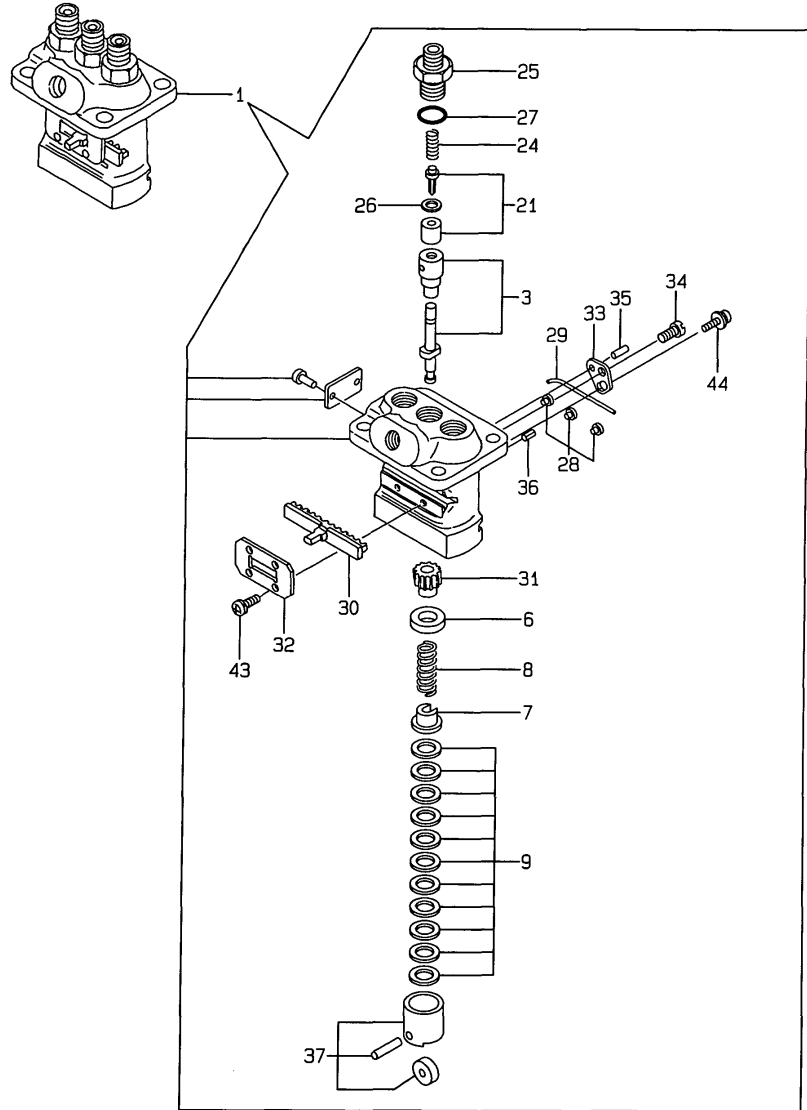


N154534

| REF. | LEV. | PARTS NO. | DESCRIPTION | QTY | | | | | | I | R |
|------|------|--------------|---------------------|-----|-----|-----|-----|-----|-----|---|---|
| | | | | (A) | (B) | (C) | (D) | (E) | (F) | | |
| 1 | 1 | 119660-42007 | PUMP ASSY, C.W. | 1 | | | | | | | |
| 10 | 2 | 119609-42320 | O-RING | 1 | | | | | | | |
| 11 | 2 | 23876-030000 | PLUG PT3/8,SCREW | 1 | | | | | | | |
| 13 | 1 | 119620-42021 | GASKET, C.W. PUMP | 1 | | | | | | | |
| 14 | 1 | 26106-080452 | BOLT M 8X 45 PLATED | 4 | | | | | | | |
| 15 | 1 | 119640-42290 | V-BELT FM=36.5 | 1 | | | | | | | |
| 16 | 1 | 119660-42350 | V-PULLEY, C.W. PUMP | 1 | | | | | | | |
| 17 | 1 | 119653-44740 | FAN D=320 | 1 | | | | | | | |
| 18 | 1 | 129450-44761 | SPACER | 1 | | | | | | | |
| 19 | 1 | 26106-060162 | BOLT M 6X 16 PLATED | 4 | | | | | | | |
| 20 | 1 | 26106-060252 | BOLT M 6X 25 PLATED | 4 | | | | | | | |
| 21 | 1 | 124101-49531 | COVER, THERMOSTAT | 1 | | | | | | | |
| 22 | 1 | 129350-49541 | GASKET, (NON-ASB.) | 1 | | | | | | | |
| 23 | 1 | 129350-49800 | THERMOSTAT (71 C) | 1 | | | | | | | |
| 24 | 1 | 26106-080282 | BOLT M 8X 28 PLATED | 1 | | | | | | | |
| 25 | 1 | 26106-080652 | BOLT M 8X 65 PLATED | 1 | | | | | | | |
| 26 | 1 | 121550-49111 | JOINT PT1/4 | 1 | | | | | | | |
| 27 | 1 | 121450-42450 | PLUG M16 | 1 | | | | | | | |
| 28 | 1 | 124465-44950 | GASKET 16 | 1 | | | | | | | |
| 29 | 1 | 124250-49351 | THERMOMETER | 1 | | | | | | | |
| 30 | 1 | 129150-49360 | GASKET 10 | 1 | | | | | | | |

Remarks
 (REMARKS)"EFFECTIVE MACHINE NO." OF
 ENGINE IS INDICATED ON THE
 ENGINE LABEL WHICH IS SHOWN
 IN FIG.4.

Fig.11. FUEL OIL INJECTION PUMP



(A)=3TNE74-UFM

(B)=

(C)=

(D)=

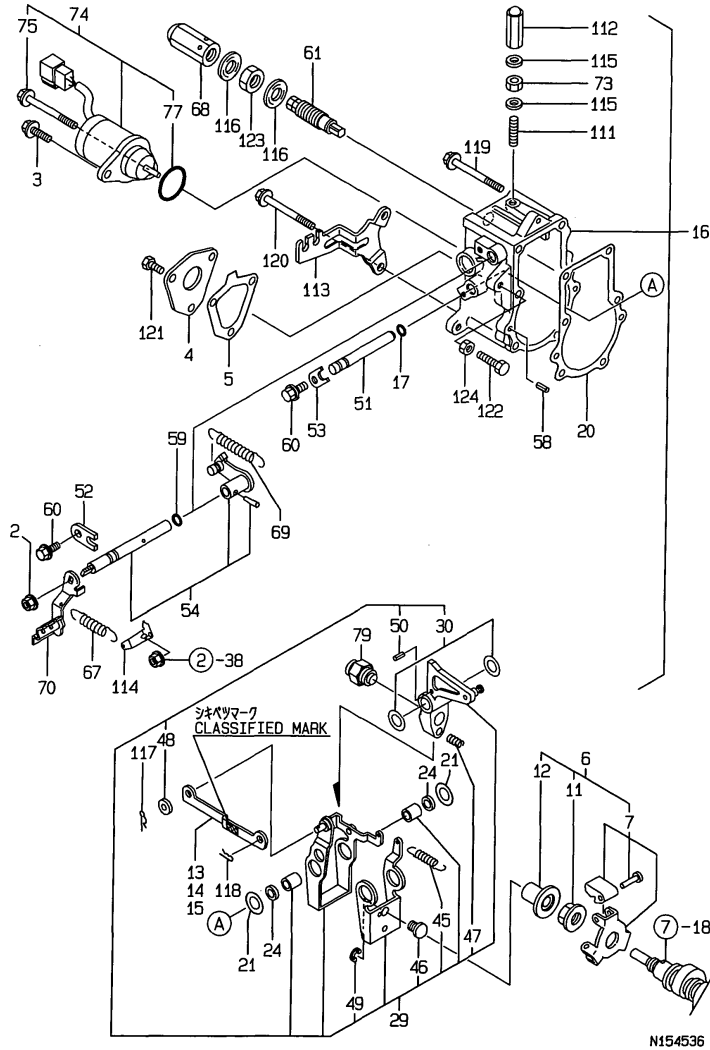
(E)=

(F)=

| REF. | LEV. | PARTS NO. | DESCRIPTION | QTY | | | | | | I | R |
|------|------|--------------|----------------------|-----|-----|-----|-----|-----|-----|---|---|
| | | | | (A) | (B) | (C) | (D) | (E) | (F) | | |
| 1 | 1 | 719624-51100 | FOP ASSY | 1 | | | | | | | |
| 3 | 2 | 119620-51101 | PLUNGER W/BARREL | 3 | | | | | | | |
| 6 | 2 | 119620-51170 | RETAINER | 3 | | | | | | | |
| 7 | 2 | 119620-51180 | RETAINER | 3 | | | | | | | |
| 8 | 2 | 119620-51190 | SPRING, PLUNGER | 3 | | | | | | | |
| 9 | 2 | 119620-51250 | SHIM PACK | 3 | | | | | | | |
| 21 | 2 | 119620-51300 | VALVE W/SEAT, DELIV. | 3 | | | | | | | |
| 24 | 2 | 105546-51330 | SPRING, DELIV. VALVE | 3 | | | | | | | |
| 25 | 2 | 119620-51340 | HOLDER, DELIV. VALVE | 3 | | | | | | | |
| 26 | 2 | 119620-51350 | GASKET, DELIVERY | 3 | | | | | | | |
| 27 | 2 | 119620-51370 | O-RING | 3 | | | | | | | |
| 28 | 2 | 119620-51450 | GUIDE, PLUNGER | 3 | | | | | | | |
| 29 | 2 | 119620-51461 | PIN | 1 | | | | | | | |
| 30 | 2 | 119660-51500 | RACK | 1 | | | | | | | |
| 31 | 2 | 119620-51510 | PINION | 3 | | | | | | | |
| 32 | 2 | 119660-51530 | RETAINER, RACK | 1 | | | | | | | |
| 33 | 2 | 119620-51650 | PLATE | 2 | | | | | | | |
| 34 | 2 | 119620-51660 | SCREW | 2 | | | | | | | |
| 35 | 2 | 119620-51670 | PIN | 2 | | | | | | | |
| 36 | 2 | 119620-51680 | PIN | 1 | | | | | | | |
| 37 | 2 | 119620-51700 | TAPPET ASSY | 3 | | | | | | | |
| 43 | 2 | 26022-040082 | SCREW M 4X 8 | 4 | | | | | | | |
| 44 | 2 | 26033-040102 | SCREW M 4X 10 | 2 | | | | | | | |

Remarks
 (REMARKS)"EFFECTIVE MACHINE NO." OF
 ENGINE IS INDICATED ON THE
 ENGINE LABEL WHICH IS SHOWN
 IN FIG.4.

Fig.12. GOVERNOR



N154536

Remarks

(1) SELECTIVE PARTS: CERTAIN THE CLASSIFICATION MARK, THEN PLACE YOUR ORDER.(REFER TO ILLUSTRATION).

(REMARKS)"EFFECTIVE MACHINE NO." OF ENGINE IS INDICATED ON THE ENGINE LABEL WHICH IS SHOWN IN FIG.4.

(A)=3TNE74-UFM

(B)=

(C)=

(D)=

(E)=

(F)=

| REF. | LEV. | PARTS NO. | DESCRIPTION | Q'TY | | | | | | I | R |
|------|------|--------------|-----------------------|------|-----|-----|-----|-----|-----|---|---|
| | | | | (A) | (B) | (C) | (D) | (E) | (F) | | |
| 2 | 1 | 194990-22050 | NUT W/WASHER 8 | 1 | | | | | | | |
| 3 | 1 | 121465-59950 | BOLT M 6X 16, PLATED | 1 | | | | | | | |
| 4 | 1 | 119660-61060 | COVER, GOVERNOR CASE | 1 | | | | | | | |
| 5 | 1 | 119660-61071 | GASKET, (NON-ASB.) | 1 | | | | | | | |
| 6 | 1 | 119600-61100 | DRIVING SET, GOV. | 1 | | | | | | | |
| 7 | 2 | 119600-61200 | WEIGHT ASSY, GOV. | 1 | | | | | | | |
| 11 | 2 | 119660-61300 | NUT, GOVERNOR WEIGHT | 1 | | | | | | | |
| 12 | 2 | 119660-61341 | SLEEVE, GOVERNOR | 1 | | | | | | | |
| 13 | 1 | 119660-61121 | LINK L=88.8(NO COLOR) | 1 | | | | | | | 1 |
| 14 | 1 | 119660-61140 | LINK L=88.6(WHITE) | 1 | | | | | | | 1 |
| 15 | 1 | 119660-61150 | LINK L=89.0(RED) | 1 | | | | | | | 1 |
| 16 | 1 | 119632-61200 | CASE ASSY, GOVERNOR | 1 | | | | | | | |
| 17 | 2 | 129155-51280 | O-RING S6 | 1 | | | | | | | |
| 20 | 2 | 119660-61052 | GASKET, (NON-ASB.) | 1 | | | | | | | |
| 21 | 2 | 119660-61460 | SHIM SET | 1 | | | | | | | |
| 24 | 2 | 129155-61480 | SPACER ASSY | 2 | | | | | | | |
| 29 | 2 | 119232-61510 | LEVER ASSY, GOVERNOR | 1 | | | | | | | |
| 30 | 3 | 174307-51700 | SHIM SET | 2 | | | | | | | |
| 45 | 3 | 119232-61540 | SPRING, LEVER | 1 | | | | | | | |
| 46 | 3 | 119600-61541 | SHIFTER,P.T.O. | 1 | | | | | | | |
| 47 | 3 | 119660-61651 | SPRING, STARTING | 1 | | | | | | | |
| 48 | 3 | 22117-040000 | WASHER 4 | 1 | | | | | | | |
| 49 | 3 | 22272-000040 | CIRCLIP E- 4 | 1 | | | | | | | |
| 50 | 3 | 22351-030014 | SPRING PIN 3X14 | 1 | | | | | | | |
| 51 | 2 | 119660-61590 | SHAFT | 1 | | | | | | | |
| 52 | 2 | 119600-61900 | RETAINER, SHAFT | 1 | | | | | | | |
| 53 | 2 | 119660-61901 | RETAINER, SHAFT | 1 | | | | | | | |
| 54 | 2 | 119285-66080 | SHAFT ASSY,REGULATOR | 1 | | | | | | | |
| 58 | 2 | 22351-040010 | SPRING PIN 4X10 | 2 | | | | | | | |
| 59 | 2 | 24341-000070 | O-RING 1A S-7.0 | 1 | | | | | | | |
| 60 | 2 | 26106-060102 | BOLT M 6X 10 PLATED | 2 | | | | | | | |
| 61 | 1 | 129428-61450 | TORQUE SPRING ASSY | 1 | | | | | | | |
| 67 | 1 | 119840-61870 | SPRING | 1 | | | | | | | |
| 68 | 1 | 129100-61930 | NUT, CAP | 1 | | | | | | | |
| 69 | 1 | 119600-66020 | SPRING, REGULATOR | 1 | | | | | | | |
| 70 | 1 | 119653-66050 | LEVER, REGULATOR | 1 | | | | | | | |
| 73 | 1 | 124550-66370 | LOCK NUT M 6 | 1 | | | | | | | |
| 74 | 1 | 119653-66500 | ENGINE STOP DEVICE | 1 | | | | | | | |
| 75 | 2 | 119620-01530 | SOLENOID, BOLT | 1 | | | | | | | |
| 77 | 2 | 24341-000280 | O-RING 1A S-28.0 | 1 | | | | | | | |
| 79 | 1 | 119610-66700 | ANGLEICH ASSY | 1 | | | | | | | |
| 111 | 1 | 121575-66830 | SCREW, ADJUST | 1 | | | | | | | |
| 112 | 1 | 119600-66840 | NUT, CAP | 1 | | | | | | | |
| 113 | 1 | 119653-66900 | SUPPORT, ACCELE. WIR | 1 | | | | | | | |
| 114 | 1 | 119656-66910 | HOOK | 1 | | | | | | | |
| 115 | 1 | 22190-060003 | SEAL WASER 6 | 2 | | | | | | | |
| 116 | 1 | 22190-120002 | SEAL WASHER 12 | 2 | | | | | | | |
| 117 | 1 | 22360-040000 | SNAP PIN 4 | 1 | | | | | | | |
| 118 | 1 | 22360-060000 | SNAP PIN 6 | 1 | | | | | | | |
| 119 | 1 | 26106-060702 | BOLT M 6X 70 PLATED | 3 | | | | | | | |
| 120 | 1 | 26106-060752 | BOLT M 6X 75 PLATED | 2 | | | | | | | |

Fig.12. GOVERNOR

(A)=3TNE74-UFM

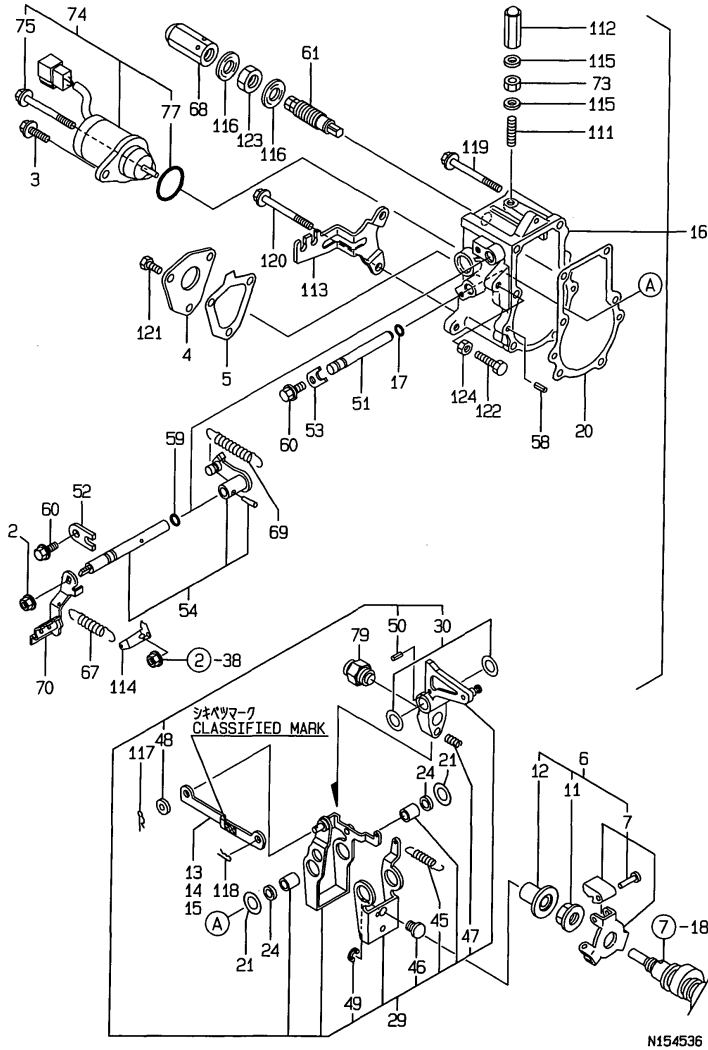
(B)=

(C)=

(D)=

(E)=

(F)=



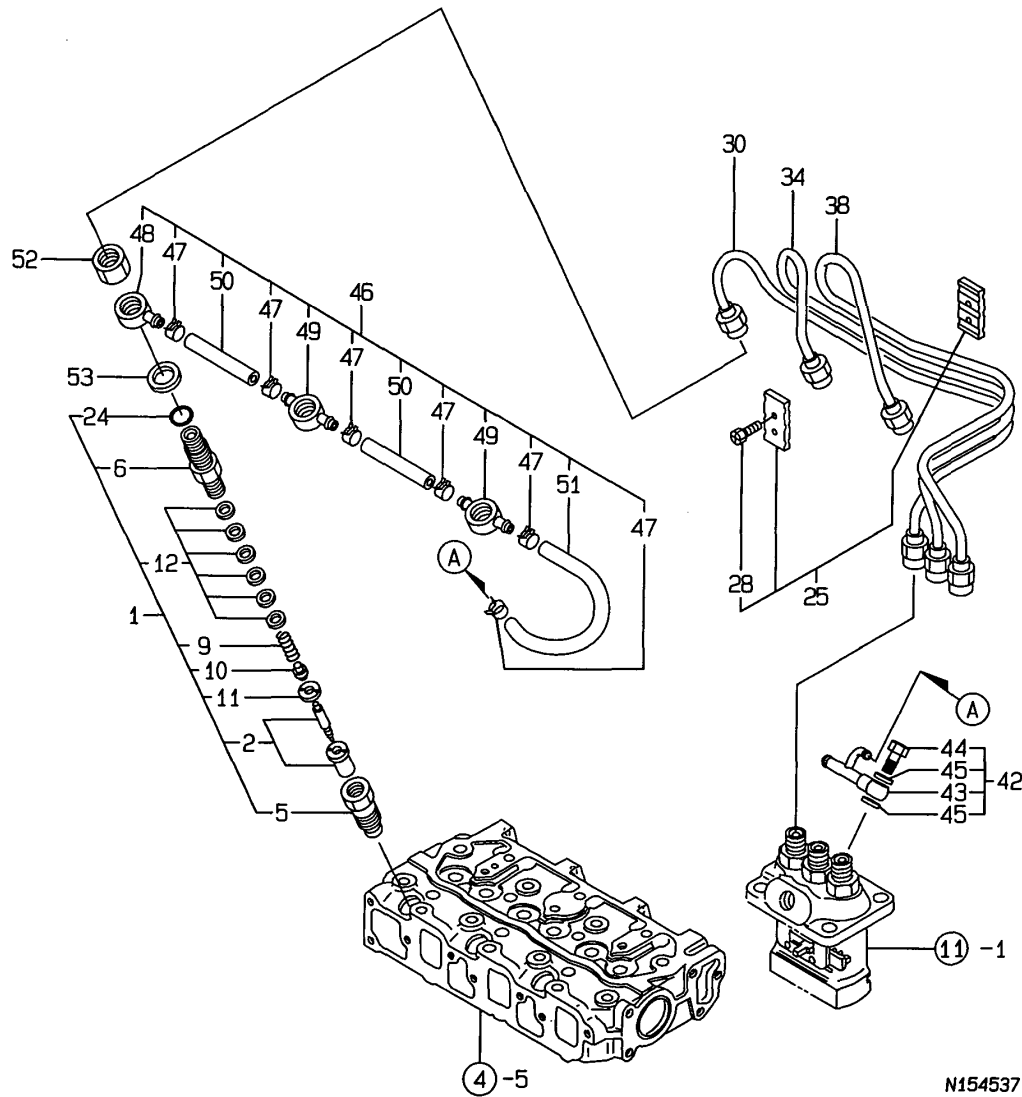
| REF. | LEV. | PARTS NO. | DESCRIPTION | QTY | | | | | | I | R |
|------|------|--------------|---------------------|-----|-----|-----|-----|-----|-----|---|---|
| | | | | (A) | (B) | (C) | (D) | (E) | (F) | | |
| 121 | 1 | 26116-050102 | BOLT M 5X 10 PLATED | 3 | | | | | | | |
| 122 | 1 | 26116-060304 | BOLT M 6X 30 PLATED | 1 | | | | | | | |
| 123 | 1 | 26736-120002 | NUT M12 | 1 | | | | | | | |
| 124 | 1 | 26756-060002 | LOCK NUT 6 | 1 | | | | | | | |

Remarks

(1) SELECTIVE PARTS: CERTAIN THE CLASSIFICATION MARK, THEN PLACE YOUR ORDER.(REFER TO ILLUSTRATION).

(REMARKS)"EFFECTIVE MACHINE NO." OF ENGINE IS INDICATED ON THE ENGINE LABEL WHICH IS SHOWN IN FIG.4.

Fig.13. FUEL OIL INJECTION VALVE



N154537

OCNP3-G90800 13. FUEL OIL INJECTION VALVE

(A)=3TNE74-UFM

(B)=

(C)=

(D)=

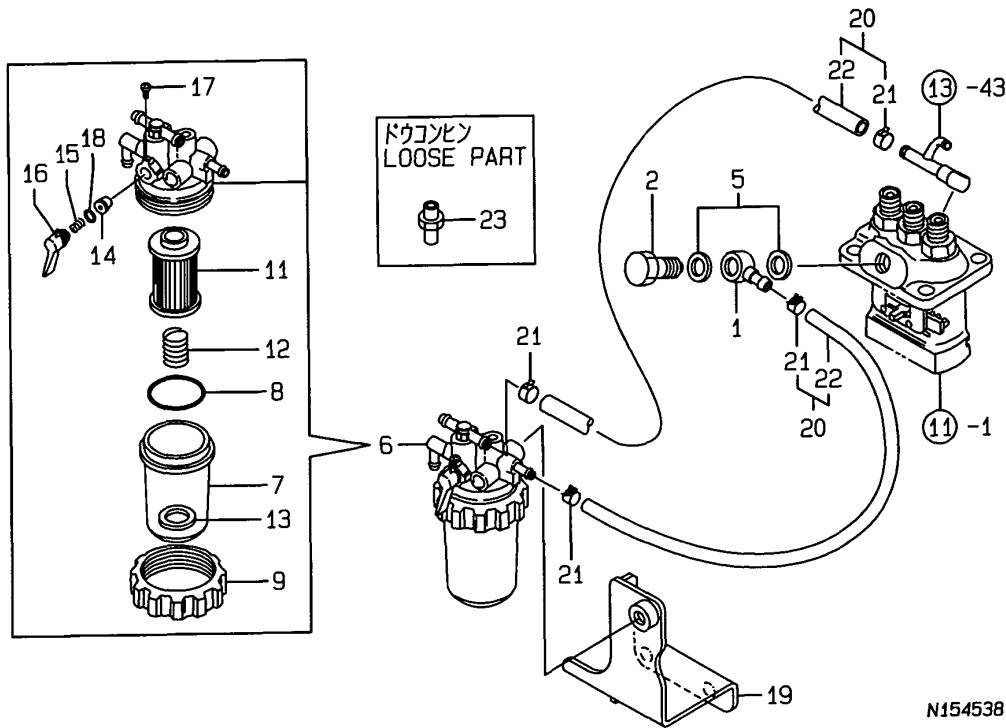
(E)=

(F)=

| REF. | LEV. | PARTS NO. | DESCRIPTION | QTY | | | | | | I | R |
|------|------|--------------|----------------------|-----|-----|-----|-----|-----|-----|---|---|
| | | | | (A) | (B) | (C) | (D) | (E) | (F) | | |
| 1 | 1 | 719255-53100 | FUEL INJECT.VALVE AS | 3 | | | | | | | |
| 2 | 2 | 119620-53000 | NOZZLE ASSY,F.INJECT | 3 | | | | | | | |
| 5 | 2 | 119620-53080 | NUT, VALVE W/CASE | 3 | | | | | | | |
| 6 | 2 | 119255-53100 | HOLDER,NOZZLE | 3 | | | | | | | |
| 9 | 2 | 119620-53120 | SPRING, VALVE | 3 | | | | | | | |
| 10 | 2 | 114250-53130 | SEAT, NOZZLE SPRING | 3 | | | | | | | |
| 11 | 2 | 119620-53140 | SPACER, VALVE STOP | 3 | | | | | | | |
| 12 | 2 | 114250-53400 | SHIM PACK | 3 | | | | | | | |
| 24 | 2 | 129155-61830 | O-RING S10 | 3 | | | | | | | |
| 25 | 1 | 129150-59120 | RETAINER, INJ. PIPE | 1 | | | | | | | |
| 28 | 2 | 129150-59131 | BOLT M4X14,HEX.SCKT. | 2 | | | | | | | |
| 30 | 1 | 119620-59811 | PIPE (1),FUEL INJECT | 1 | | | | | | | |
| 34 | 1 | 119620-59821 | PIPE (2),FUEL INJECT | 1 | | | | | | | |
| 38 | 1 | 119620-59831 | PIPE (3),FUEL INJECT | 1 | | | | | | | |
| 42 | 1 | 119266-59501 | PIPE JOINT ASSY | 1 | | | | | | | |
| 43 | 2 | 119266-59570 | JOINT | 1 | | | | | | | |
| 44 | 2 | 119266-59580 | BOLT 8,PIPE JOINT | 1 | | | | | | | |
| 45 | 2 | 22190-080002 | SEAL WASHER 8S | 2 | | | | | | | |
| 46 | 1 | 119266-59540 | PIPE ASSY, FUEL OVER | 1 | | | | | | | |
| 47 | 2 | 124066-59100 | CLAMP 8 | 6 | | | | | | | |
| 48 | 2 | 119260-59520 | JOINT (B) | 1 | | | | | | | |
| 49 | 2 | 119260-59530 | JOINT (A) | 2 | | | | | | | |
| 50 | 2 | 105025-59550 | PIPE, FUEL RETURN | 2 | | | | | | | |
| 51 | 2 | 119000-59560 | PIPE, FUEL RETURN | 1 | | | | | | | |
| 52 | 1 | 119620-59700 | NUT | 3 | | | | | | | |
| 53 | 1 | 22190-140002 | SEAL WASHER 14S | 3 | | | | | | | |

Remarks
 (REMARKS)"EFFECTIVE MACHINE NO." OF
 ENGINE IS INDICATED ON THE
 ENGINE LABEL WHICH IS SHOWN
 IN FIG.4.

Fig.14. FUEL OIL LINE



N154538

0CNP3-G90800 14. FUEL OIL LINE

(A)=3TNE74-UFM

(B)=

(C)=

(D)=

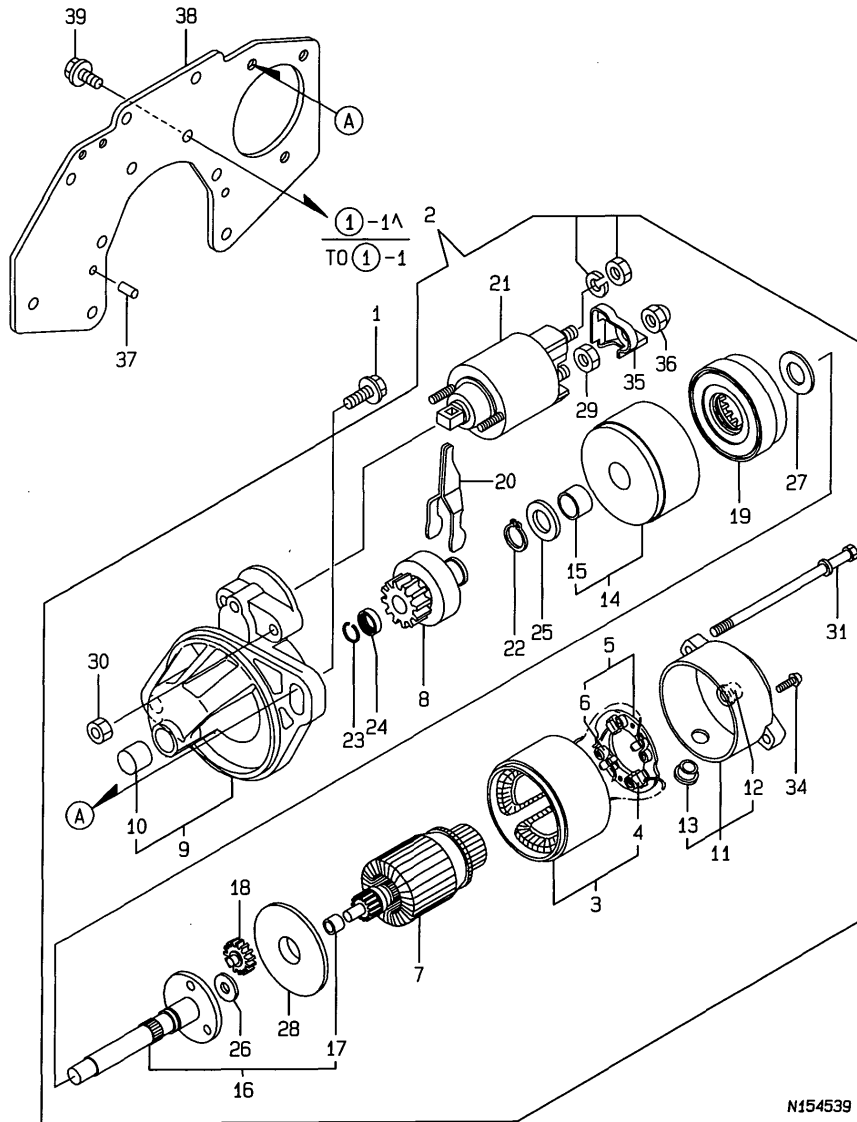
(E)=

(F)=

| REF. | LEV. | PARTS NO. | DESCRIPTION | QTY | | | | | | I | R |
|------|------|--------------|---------------------|-----|-----|-----|-----|-----|-----|---|---|
| | | | | (A) | (B) | (C) | (D) | (E) | (F) | | |
| 1 | 1 | 101304-59020 | JOINT 12, PIPE | 1 | | | | | | | |
| 2 | 1 | 105340-59190 | BOLT ASSY | 1 | | | | | | | |
| 5 | 1 | 22190-120002 | SEAL WASHER 12 | 2 | | | | | | | |
| 6 | 1 | 119258-55621 | F.O.FILTER ASSY | 1 | | | | | | | |
| 7 | 2 | 121254-55510 | CUP, STRAINER | 1 | | | | | | | |
| 8 | 2 | 102103-55520 | O-RING | 1 | | | | | | | |
| 9 | 2 | 110250-55610 | RING, RETAINING | 1 | | | | | | | |
| 11 | 2 | 104500-55710 | ELEMENT, FUEL | 1 | | | | | | | |
| 12 | 2 | 121257-55720 | SPRING, SCREEN | 1 | | | | | | | |
| 13 | 2 | 121257-55731 | FLOAT | 1 | | | | | | | |
| 14 | 2 | 104200-55321 | VALVE, TAPER | 1 | | | | | | | |
| 15 | 2 | 104200-55330 | SPRING, TAPER VALVE | 1 | | | | | | | |
| 16 | 2 | 119810-55340 | LEVER | 1 | | | | | | | |
| 17 | 2 | 104200-55750 | SCREW M 4 | 1 | | | | | | | |
| 18 | 2 | 24311-240100 | O-RING 1A P-10A | 1 | | | | | | | |
| 19 | 1 | 119653-55650 | BRACKET | 1 | | | | | | | |
| 20 | 1 | 129210-59030 | PIPE ASSY, FUEL OIL | 2 | | | | | | | |
| 21 | 2 | 124766-59050 | CLAMP 12 | 4 | | | | | | | |
| 22 | 2 | 129150-59511 | PIPE, FUEL OIL | 2 | | | | | | | |
| 23 | 1 | 121120-59990 | JOINT | 1 | | | | | | | |

Remarks
 (REMARKS)"EFFECTIVE MACHINE NO." OF
 ENGINE IS INDICATED ON THE
 ENGINE LABEL WHICH IS SHOWN
 IN FIG.4.

Fig.15. STARTING MOTOR



(A)=3TNE74-UFM

(B)=

(C)=

(D)=

(E)=

(F)=

| REF. | LEV. | PARTS NO. | DESCRIPTION | QTY | | | | | | I | R |
|------|------|--------------|---------------------|-----|-----|-----|-----|-----|-----|---|---|
| | | | | (A) | (B) | (C) | (D) | (E) | (F) | | |
| 1 | 1 | 26106-100402 | BOLT M10X 40 PLATED | 2 | | | | | | | |
| 2 | 1 | 119626-77011 | STARTER | 1 | | | | | | | |
| 3 | 2 | X0281007750 | COIL ASSY, FIELD | 1 | | | | | | | |
| 4 | 3 | X0280996180 | STARTER KIT | 2 | | | | | | | |
| 5 | 2 | X0285105190 | HOLDER ASSY. | 1 | | | | | | | |
| 6 | 3 | X0285205030 | SPRING | 4 | | | | | | | |
| 7 | 2 | X0282005991 | ARMATURE ASSY | 1 | | | | | | | |
| 8 | 2 | X0283006960 | CLUTCH SUB-ASSY. | 1 | | | | | | | |
| 9 | 2 | X2284007470 | HOUSING ASSY | 1 | | | | | | | |
| 10 | 3 | X9491050100 | NEEDLE BEARING | 1 | | | | | | | |
| 11 | 2 | X0285005750 | FRAME ASSY. | 1 | | | | | | | |
| 12 | 3 | X9491040990 | BEARING | 1 | | | | | | | |
| 13 | 3 | X0280626010 | COVER | 1 | | | | | | | |
| 14 | 2 | X0284105010 | BEARING SUB-ASSY. | 1 | | | | | | | |
| 15 | 3 | X9491034330 | BEARING | 1 | | | | | | | |
| 16 | 2 | X0286105010 | SHAFT SUB-ASSY. | 1 | | | | | | | |
| 17 | 3 | X9491034320 | BEARING | 1 | | | | | | | |
| 18 | 2 | X0286305010 | GEAR | 3 | | | | | | | |
| 19 | 2 | X0286355010 | GEAR | 1 | | | | | | | |
| 20 | 2 | X0287405140 | LEVER | 1 | | | | | | | |
| 21 | 2 | X1534006130 | SWITCH,EMERGENCY | 1 | | | | | | | |
| 22 | 2 | X9055715000 | RING | 1 | | | | | | | |
| 23 | 2 | X9490721360 | RING | 1 | | | | | | | |
| 24 | 2 | X0280210331 | NUT | 1 | | | | | | | |
| 25 | 2 | X9490138110 | WASHER | 1 | | | | | | | |
| 26 | 2 | X9490138090 | WASHER | 1 | | | | | | | |
| 27 | 2 | X9490138100 | WASHER | 1 | | | | | | | |
| 28 | 2 | X0284525010 | PLATE | 1 | | | | | | | |
| 29 | 2 | X9490562360 | NUT | 1 | | | | | | | |
| 30 | 2 | X9490560750 | NUT | 2 | | | | | | | |
| 31 | 2 | X9490423420 | BOLT, THROUGH | 2 | | | | | | | |
| 34 | 2 | X9490065670 | SCREW M 4X 6 (BS) | 2 | | | | | | | |
| 35 | 2 | X0280335350 | COVER SET, TERMINAL | 1 | | | | | | | |
| 36 | 2 | X1289510130 | NUT | 1 | | | | | | | |
| 37 | 1 | 129100-01580 | PARALLEL PIN 8X16 | 2 | | | | | | | |
| 38 | 1 | 119653-77040 | BRACKET, STARTER | 1 | | | | | | | |
| 39 | 1 | 26206-100202 | BOLT M10X20 | 6 | | | | | | | |

Remarks
 (REMARKS)"EFFECTIVE MACHINE NO." OF
 ENGINE IS INDICATED ON THE
 ENGINE LABEL WHICH IS SHOWN
 IN FIG.4.

Fig.16. GENERATOR

(A)=3TNE74-UFM

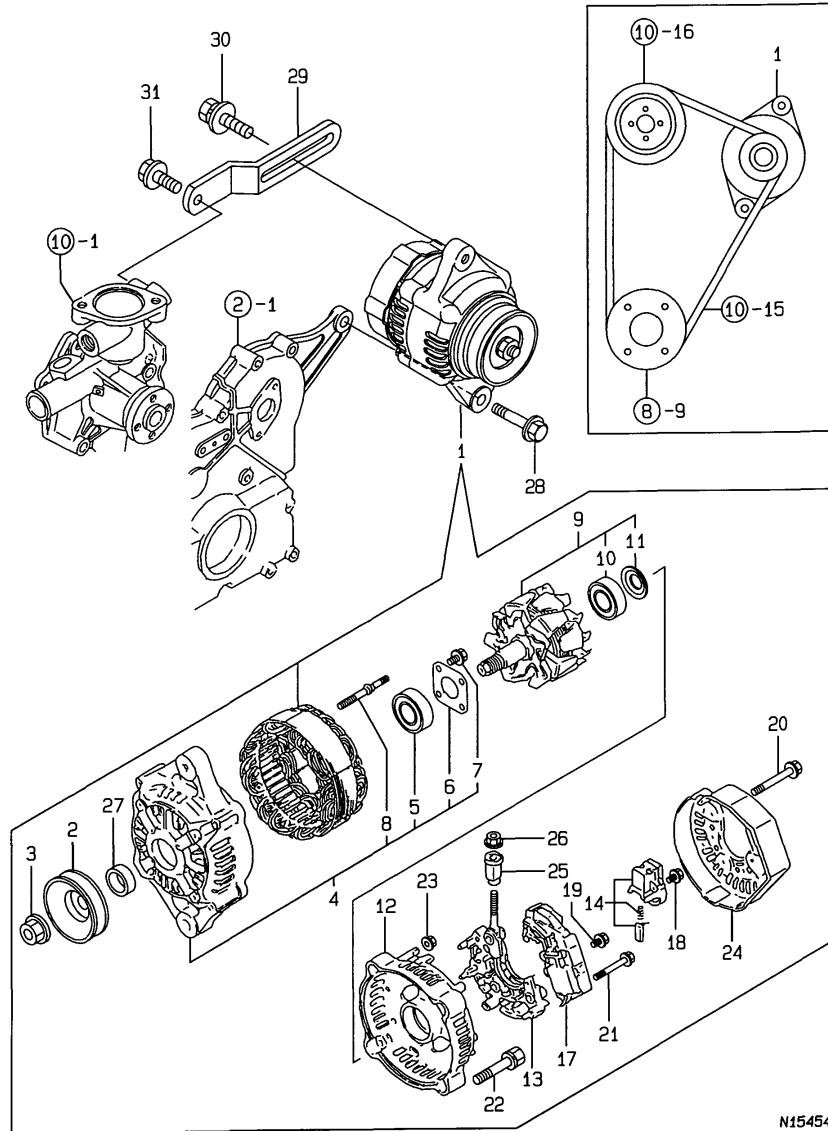
(B)=

(C)=

(D)=

(E)=

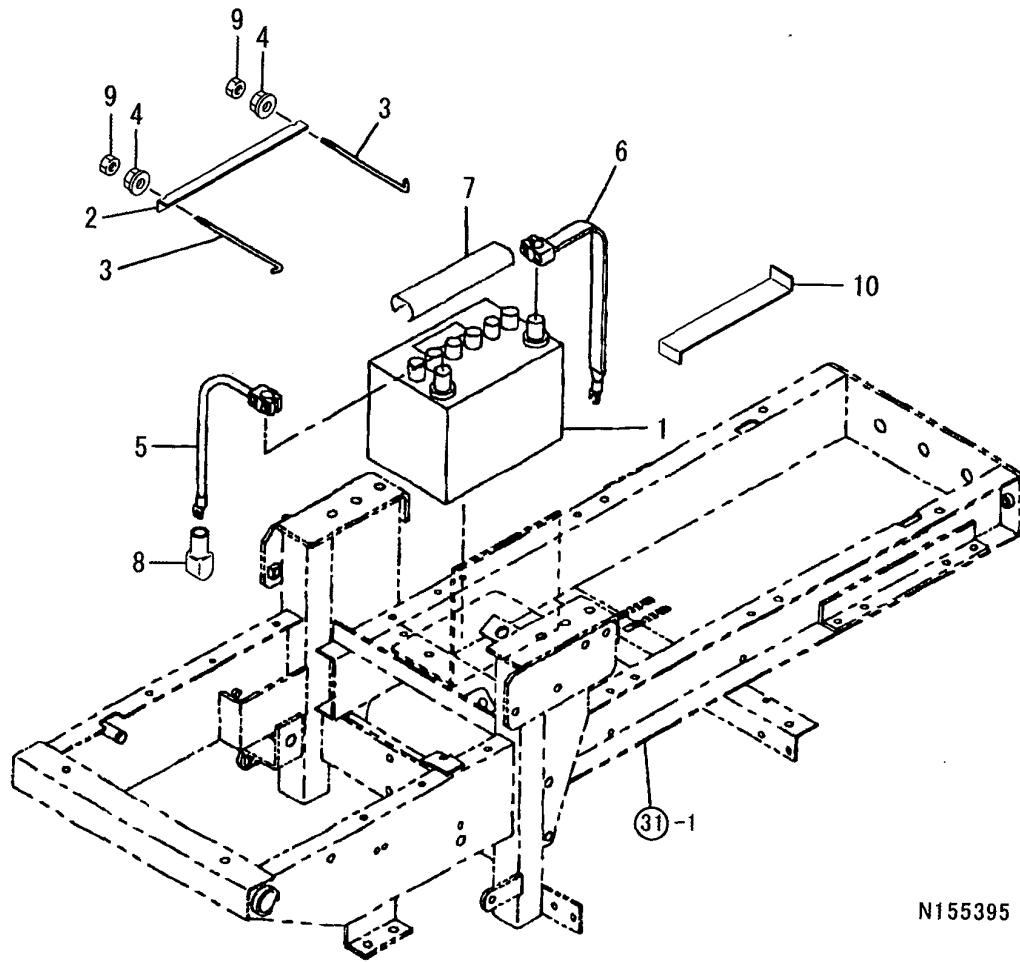
(F)=



| REF. | LEV. | PARTS NO. | DESCRIPTION | QTY | | | | | | I | R |
|------|------|--------------|---------------------|-----|-----|-----|-----|-----|-----|---|---|
| | | | | (A) | (B) | (C) | (D) | (E) | (F) | | |
| 1 | 1 | 129052-77201 | GENERATOR 12V-40A | 1 | | | | | | | |
| 2 | 2 | 119620-77461 | PULLEY | 1 | | | | | | | |
| 3 | 2 | 119620-77471 | NUT | 1 | | | | | | | |
| 4 | 2 | 129052-77421 | FRAME ASSY | 1 | | | | | | | |
| 5 | 3 | 119620-79200 | BALL BEARING | 1 | | | | | | | |
| 6 | 3 | 119620-79210 | PLATE | 1 | | | | | | | |
| 7 | 3 | 119620-79220 | SCREW | 4 | | | | | | | |
| 8 | 3 | 119620-79230 | BOLT, STUD | 2 | | | | | | | |
| 9 | 2 | 119620-77380 | ROTOR ASSY | 1 | | | | | | | |
| 10 | 3 | 119620-79240 | BALL BEARING | 1 | | | | | | | |
| 11 | 3 | 119620-79250 | COVER, BEARING | 1 | | | | | | | |
| 12 | 2 | 119620-77440 | FLAME ASSY, REAR | 1 | | | | | | | |
| 13 | 2 | 119620-79260 | HOLDER | 1 | | | | | | | |
| 14 | 2 | 129052-79270 | HOLDER, BRUSH | 1 | | | | | | | |
| 17 | 2 | 119620-77710 | REGULATOR ASSY | 1 | | | | | | | |
| 18 | 2 | 119620-79290 | SCREW | 6 | | | | | | | |
| 19 | 2 | 119620-79300 | SCREW | 1 | | | | | | | |
| 20 | 2 | 119620-79310 | BOLT | 3 | | | | | | | |
| 21 | 2 | 119620-79320 | SCREW W/WASHER | 2 | | | | | | | |
| 22 | 2 | 119620-79330 | BOLT | 2 | | | | | | | |
| 23 | 2 | 119620-79350 | NUT | 2 | | | | | | | |
| 24 | 2 | 119620-77450 | COVER | 1 | | | | | | | |
| 25 | 2 | 119620-79340 | INSULATION BUSH | 1 | | | | | | | |
| 26 | 2 | X9490561001 | NUT | 1 | | | | | | | |
| 27 | 2 | 119620-77490 | COLLAR | 1 | | | | | | | |
| 28 | 1 | 26106-100452 | BOLT M10X 45 PLATED | 1 | | | | | | | |
| 29 | 1 | 119660-77330 | ADJUSTER, BELT | 1 | | | | | | | |
| 30 | 1 | 26014-080252 | BOLT M 8X 25 | 1 | | | | | | | |
| 31 | 1 | 26106-080162 | BOLT M 8X 16 PLATED | 1 | | | | | | | |

Remarks
 (REMARKS)"EFFECTIVE MACHINE NO." OF
 ENGINE IS INDICATED ON THE
 ENGINE LABEL WHICH IS SHOWN
 IN FIG.4.

Fig.17. BATTERY



N155395

(A)=GE22

(B)=

(C)=

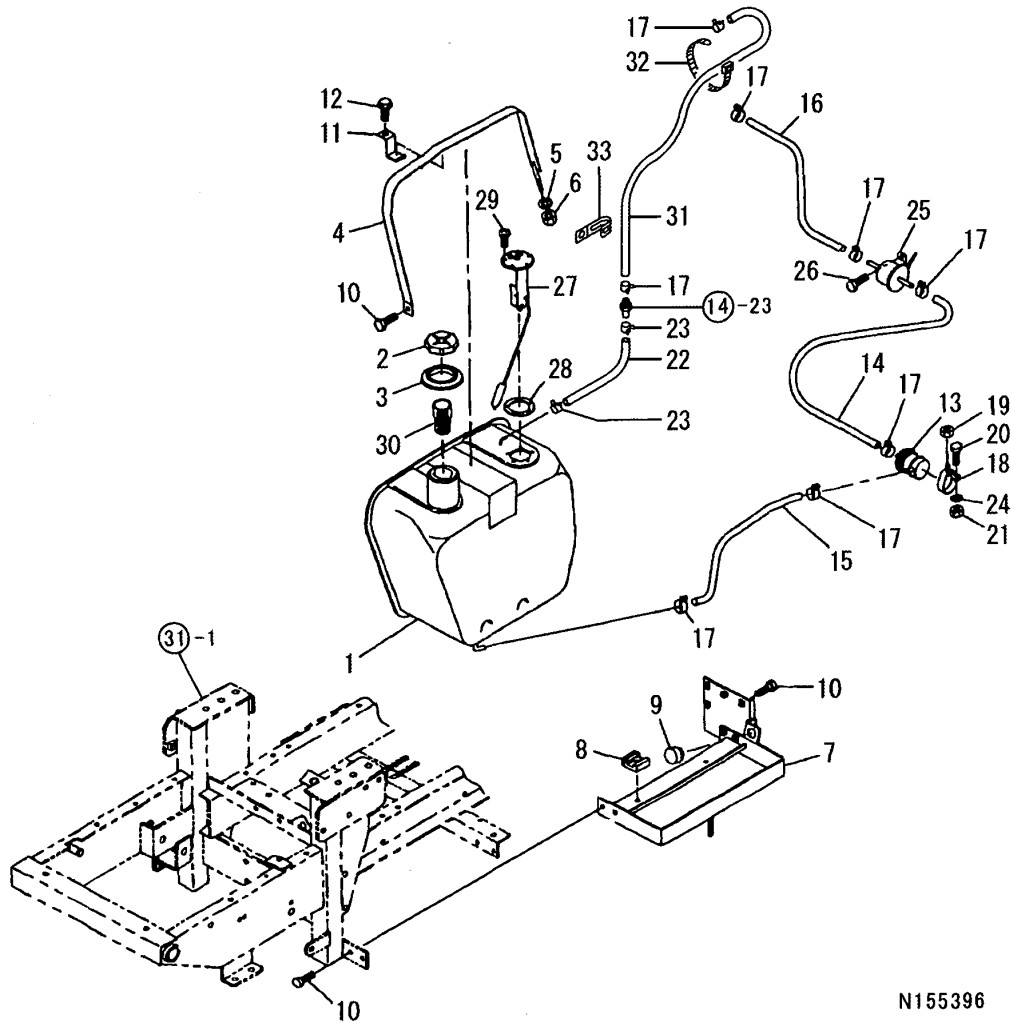
(D)=

(E)=

(F)=

| REF. | LEV. | PARTS NO. | DESCRIPTION | QTY | | | | | | I | R |
|------|------|--------------|----------------------|-----|-----|-----|-----|-----|-----|---|---|
| | | | | (A) | (B) | (C) | (D) | (E) | (F) | | |
| 1 | 1 | 1W3895-10720 | PL.ASSY.,BATTERY | 1 | | | | | | | |
| 2 | 1 | 1W3893-10390 | BATTERY HOLDER | 1 | | | | | | | |
| 3 | 1 | 1W3893-20021 | ROD | 2 | | | | | | | |
| 4 | 1 | 26367-060002 | NUT M 6 | 2 | | | | | | | |
| 5 | 1 | 1W3856-50501 | BATTERY CABLE;+ | 1 | | | | | | | |
| 6 | 1 | 1W3856-50260 | BATTERY CABLE;- | 1 | | | | | | | |
| 7 | 1 | 194440-51550 | COVER, BATTERY | 1 | | | | | | | |
| 8 | 1 | 1W3981-19870 | RUBBER;STARTER COVER | 1 | | | | | | | |
| 9 | 1 | 26716-060002 | NUT 6 | 2 | | | | | | | |
| 10 | 1 | 1W3893-10520 | BATTERY HOLDER | 1 | | | | | | | |

Fig.18. FUEL TANK



N155396

OCNP3-G90800 18. FUEL TANK

(A)=GE22

(B)=

(C)=

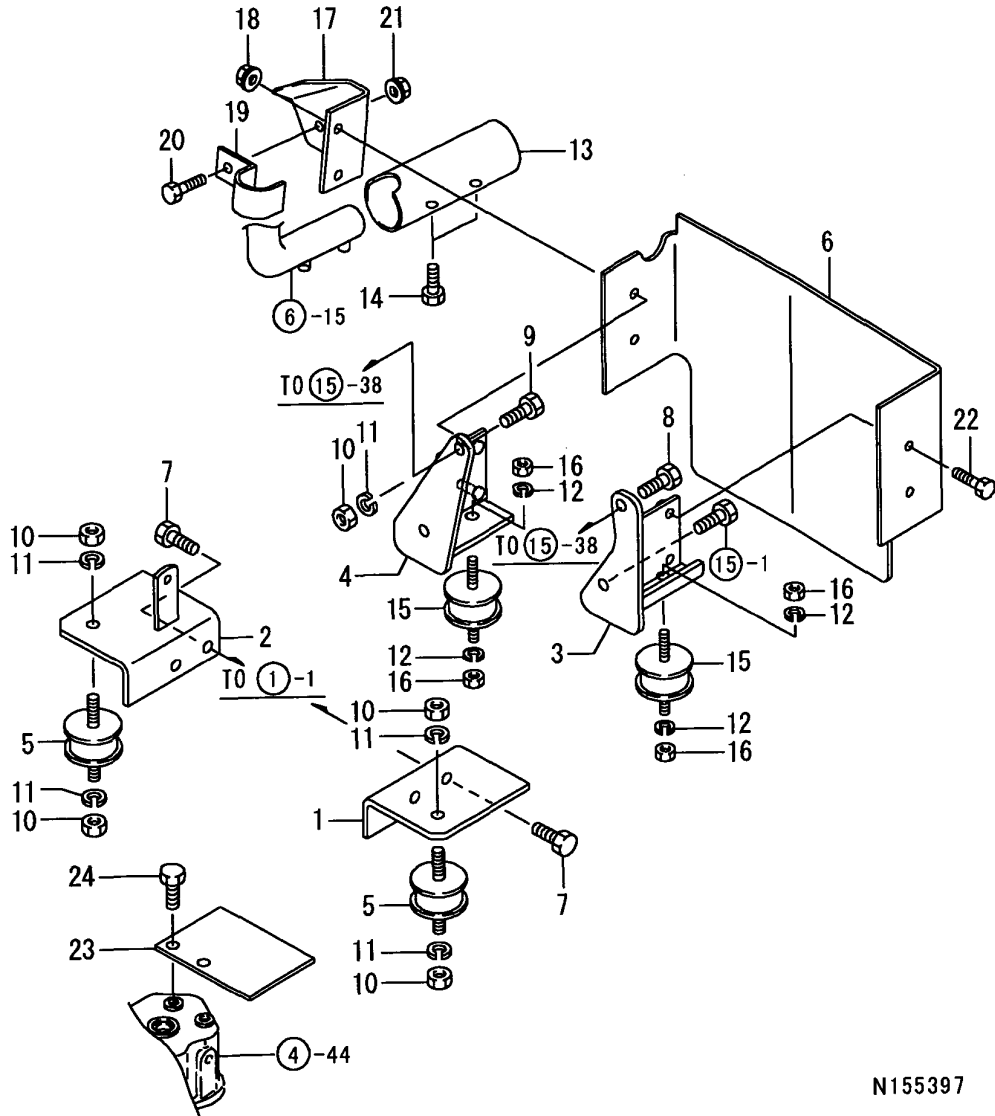
(D)=

(E)=

(F)=

| REF. | LEV. | PARTS NO. | DESCRIPTION | QTY | | | | | | I | R |
|------|------|--------------|----------------------|-----|-----|-----|-----|-----|-----|---|---|
| | | | | (A) | (B) | (C) | (D) | (E) | (F) | | |
| 1 | 1 | 1W3601-02100 | TANK | 1 | | | | | | | |
| 2 | 1 | 1W3603-00080 | FILLER CAP | 1 | | | | | | | |
| 3 | 1 | 1W3981-13570 | RUBBER | 1 | | | | | | | |
| 4 | 1 | 1W3602-00660 | TANK BAND | 1 | | | | | | | |
| 5 | 1 | 22137-080000 | WASHER 8, POLISHED | 1 | | | | | | | |
| 6 | 1 | 1W0223-00008 | U-NUT | 1 | | | | | | | |
| 7 | 1 | 1W3605-01340 | HOLDER;TANK | 1 | | | | | | | |
| 8 | 1 | 1W3981-15530 | RUBBER | 2 | | | | | | | |
| 9 | 1 | 1W3981-10501 | RUBBER | 1 | | | | | | | |
| 10 | 1 | 26013-080162 | BOLT W/WASHER M8X16 | 4 | | | | | | | |
| 11 | 1 | 1W3601-50550 | STAY | 1 | | | | | | | |
| 12 | 1 | 1W0108-09007 | BOLT M8X14,FLANGE HD | 1 | | | | | | | |
| 13 | 1 | 1W3607-20090 | ELEMENT | 1 | | | | | | | |
| 14 | 1 | 1W3607-71200 | FUEL PIPE | 1 | | | | | | | |
| 15 | 1 | 1W3607-70980 | FUEL PIPE | 1 | | | | | | | |
| 16 | 1 | 1W3607-71360 | FUEL PIPE | 1 | | | | | | | |
| 17 | 1 | 1W0672-00130 | CLIP | 8 | | | | | | | |
| 18 | 1 | 1W4601-50030 | FILTER STAY | 1 | | | | | | | |
| 19 | 1 | 26367-060002 | NUT M 6 | 1 | | | | | | | |
| 20 | 1 | 1W0101-10625 | BOLT | 1 | | | | | | | |
| 21 | 1 | 1W0201-00006 | NUT | 1 | | | | | | | |
| 22 | 1 | 1W0682-09125 | HOSE | 1 | | | | | | | |
| 23 | 1 | 1W0672-00078 | HOSE CLIP | 2 | | | | | | | |
| 24 | 1 | 22217-060000 | SPRING WASHER 6 | 1 | | | | | | | |
| 25 | 1 | 1W3608-00040 | FUEL PUMP | 1 | | | | | | | |
| 26 | 1 | 1W0108-00616 | BOLT | 2 | | | | | | | |
| 27 | 1 | 1W3852-80120 | FUEL GAUGE | 1 | | | | | | | |
| 28 | 1 | 1W3859-90070 | GASKET | 1 | | | | | | | |
| 29 | 1 | 26022-050122 | SCREW M 5X 12 | 5 | | | | | | | |
| 30 | 1 | 1W1303-40110 | FILTER,FUEL | 1 | | | | | | | |
| 31 | 1 | 1W3607-71160 | FUEL PIPE | 1 | | | | | | | |
| 32 | 1 | 1W3987-50240 | BAND | 6 | | | | | | | |
| 33 | 1 | 1W3991-11040 | CLAMP | 1 | | | | | | | |

Fig.19. MUFFLER,ENGINE UNIT



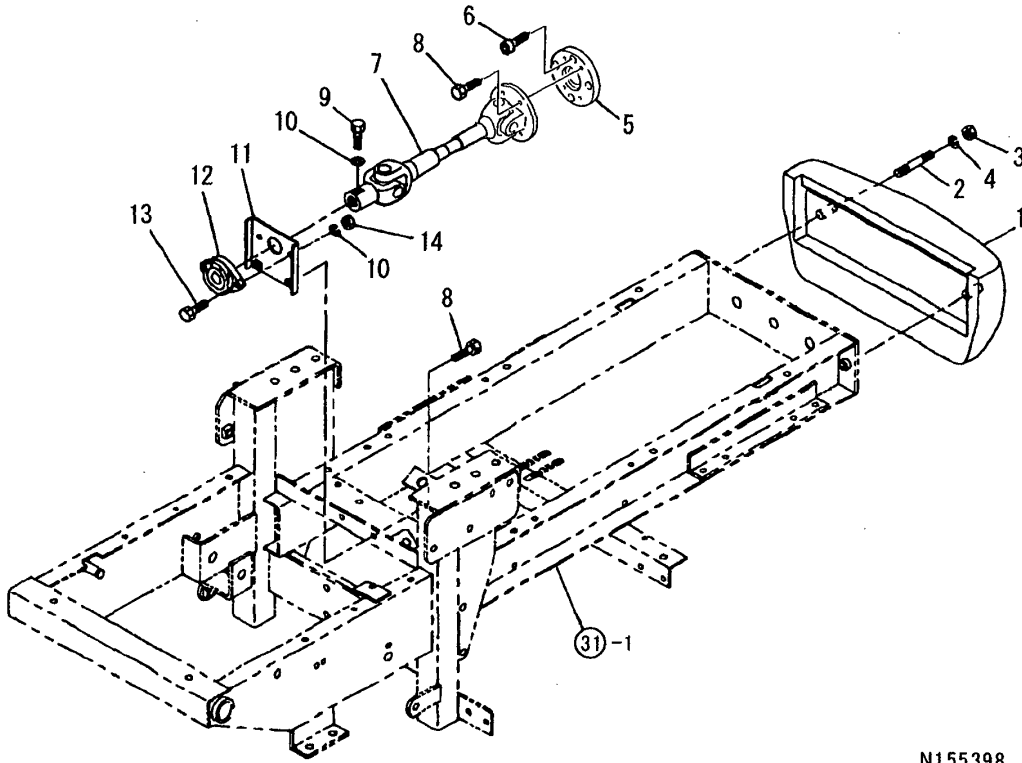
N155397

(A)=GE22
(B)=
(C)=

(D)=
(E)=
(F)=

| REF. | LEV. | PARTS NO. | DESCRIPTION | QTY | | | | | | I | R |
|------|------|--------------|---------------------|-----|-----|-----|-----|-----|-----|---|---|
| | | | | (A) | (B) | (C) | (D) | (E) | (F) | | |
| 1 | 1 | 1W3106-10420 | SUPPORT;FL | 1 | | | | | | | |
| 2 | 1 | 1W3106-10430 | SUPPORT;FR | 1 | | | | | | | |
| 3 | 1 | 1W3106-00580 | ENGINE SUPPORT;RL | 1 | | | | | | | |
| 4 | 1 | 1W3106-00600 | ENGINE SUPPORT;RR | 1 | | | | | | | |
| 5 | 1 | 1W3981-20790 | RUBBER | 2 | | | | | | | |
| 6 | 1 | 1W3781-07070 | COVER;FLYWHEEL | 1 | | | | | | | |
| 7 | 1 | 1W0115-11020 | BOLT | 4 | | | | | | | |
| 8 | 1 | 1W0115-11016 | BOLT | 1 | | | | | | | |
| 9 | 1 | 26116-100252 | BOLT M10X 25 PLATED | 2 | | | | | | | |
| 10 | 1 | 26717-100002 | NUT M10 | 6 | | | | | | | |
| 11 | 1 | 22217-100000 | SPRING WASHER 10 | 6 | | | | | | | |
| 12 | 1 | 22217-080000 | SPRING WASHER 8 | 4 | | | | | | | |
| 13 | 1 | 1W3141-41091 | COVER;PIPE | 1 | | | | | | | |
| 14 | 1 | 1W0101-09206 | BOLT | 2 | | | | | | | |
| 15 | 1 | 1W4981-10452 | RUBBER | 2 | | | | | | | |
| 16 | 1 | 26717-080002 | NUT 8 | 4 | | | | | | | |
| 17 | 1 | 1W3144-30600 | STAY | 1 | | | | | | | |
| 18 | 1 | 26367-080002 | U-NUT M 8 | 2 | | | | | | | |
| 19 | 1 | 1W3991-12120 | CLAMP | 1 | | | | | | | |
| 20 | 1 | 1W0108-00814 | BOLT | 1 | | | | | | | |
| 21 | 1 | 26367-080002 | U-NUT M 8 | 1 | | | | | | | |
| 22 | 1 | 1W0108-00814 | BOLT | 2 | | | | | | | |
| 23 | 1 | 1W3142-60190 | PL.ASSY.,PLATE | 1 | | | | | | | |
| 24 | 1 | 1W0108-00812 | BOLT | 2 | | | | | | | |

Fig.20. DRIVE JOINT & WEIGHT



N155398

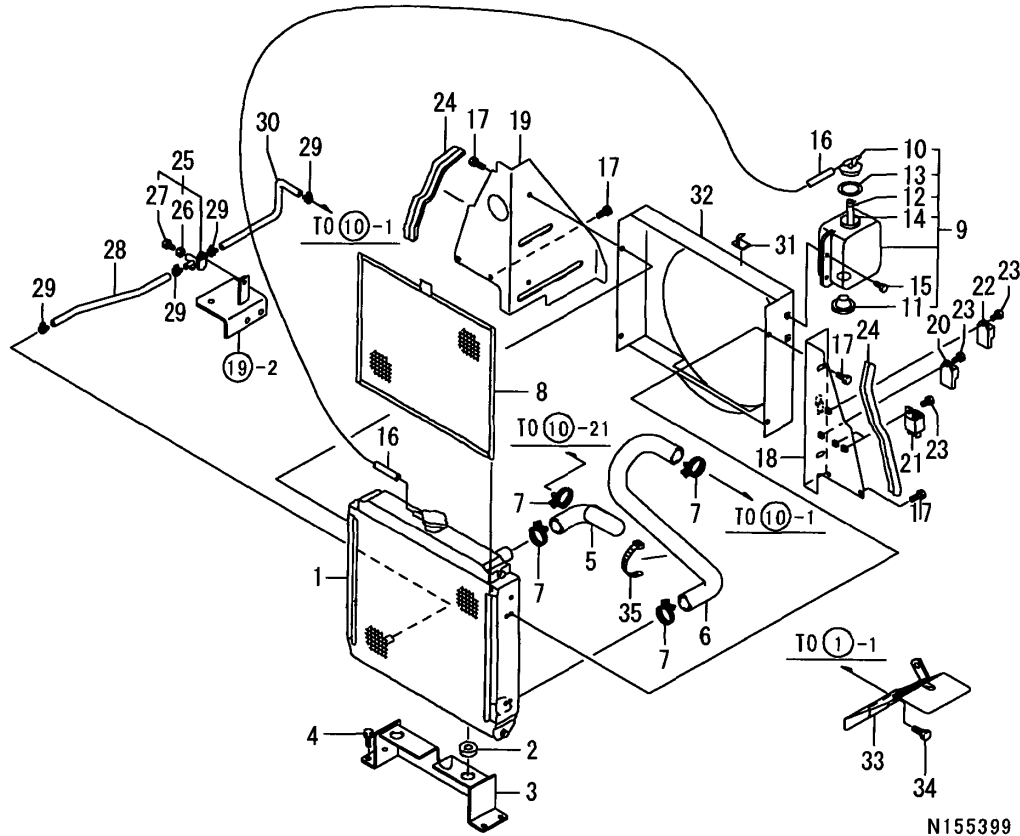
0CNP3-G90800 20. DRIVE JOINT & WEIGHT

(A)=GE22
(B)=
(C)=

(D)=
(E)=
(F)=

| REF. | LEV. | PARTS NO. | DESCRIPTION | QTY | | | | | | I | R |
|------|------|--------------|---------------------|-----|-----|-----|-----|-----|-----|---|---|
| | | | | (A) | (B) | (C) | (D) | (E) | (F) | | |
| 1 | 1 | 1W3721-11040 | WEIGHT | 1 | | | | | | | |
| 2 | 1 | 1W0121-11255 | STUD BOLT | 2 | | | | | | | |
| 3 | 1 | 26737-120002 | NUT M12 | 2 | | | | | | | |
| 4 | 1 | 22217-120000 | SPRING WASHER | 2 | | | | | | | |
| 5 | 1 | 1W3207-20240 | COUPLING | 1 | | | | | | | |
| 6 | 1 | 1W0107-00816 | BOLT | 4 | | | | | | | |
| 7 | 1 | 1W3983-80880 | JOINT ASSY | 1 | | | | | | | |
| 8 | 1 | 26013-080202 | BOLT W/WASHER M8X20 | 6 | | | | | | | |
| 9 | 1 | 1W0101-09265 | BOLT | 1 | | | | | | | |
| 10 | 1 | 22217-080000 | SPRING WASHER 8 | 3 | | | | | | | |
| 11 | 1 | 1W3222-80230 | WASHER | 1 | | | | | | | |
| 12 | 1 | 1W4985-60070 | UNIT | 1 | | | | | | | |
| 13 | 1 | 26116-080302 | BOLT 8X30 | 2 | | | | | | | |
| 14 | 1 | 26717-080002 | NUT 8 | 2 | | | | | | | |

Fig.21. RADIATOR



(A)=GE22

(B)=

(C)=

(D)=

(E)=

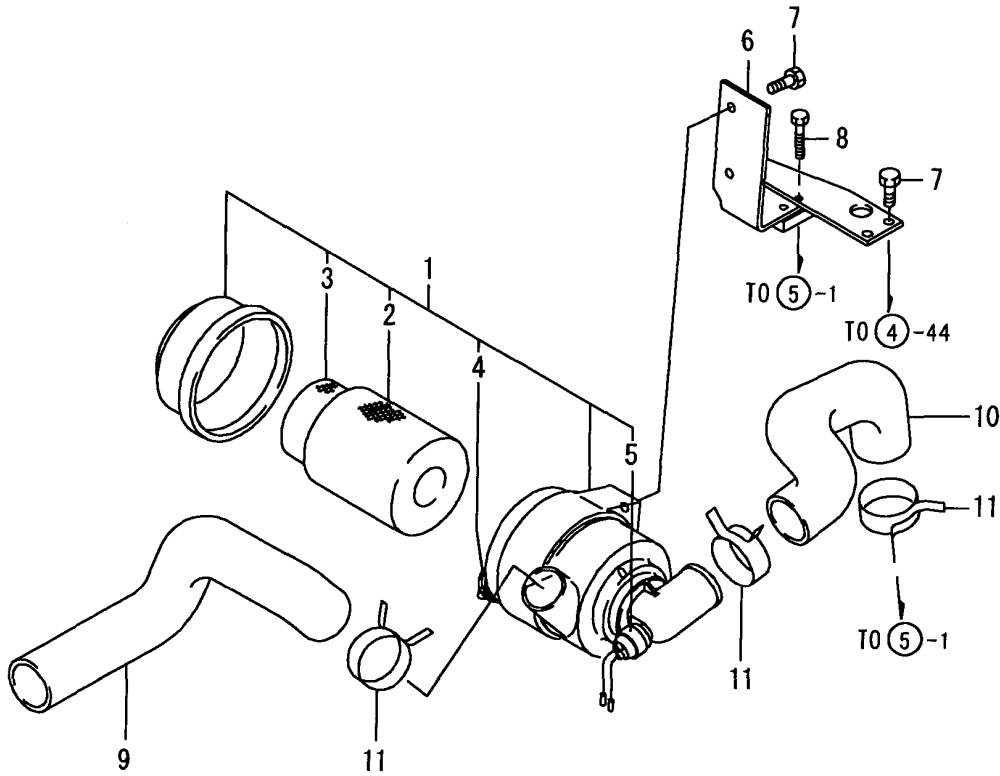
(F)=

| REF. | LEV. | PARTS NO. | DESCRIPTION | Q'TY | | | | | | I | R |
|------|------|--------------|---------------------|------|-----|-----|-----|-----|-----|---|---|
| | | | | (A) | (B) | (C) | (D) | (E) | (F) | | |
| 1 | 1 | 1W3101-01040 | PL.ASSY.,RADIATOR | 1 | | | | | | | |
| 2 | 1 | 1W3981-19670 | RUBBER | | 2 | | | | | | |
| 3 | 1 | 1W3102-00180 | RADIATOR SUPPORT | | 1 | | | | | | |
| 4 | 1 | 26013-080162 | BOLT W/WASHER M8X16 | 4 | | | | | | | |
| 5 | 1 | 1W3101-61640 | RADIATOR HOSE;UP | 1 | | | | | | | |
| 6 | 1 | 1W3101-61650 | RADIATOR HOSE;LOW | 1 | | | | | | | |
| 7 | 1 | 1W0671-00038 | BAND | | 4 | | | | | | |
| 8 | 1 | 1W3101-40760 | NET | 1 | | | | | | | |
| 9 | 1 | 121468-44510 | SUB-TANK ASSY | 1 | | | | | | | |
| 10 | 2 | 121450-44531 | CAP | 1 | | | | | | | |
| 11 | 2 | 121468-44540 | PLUG, SUB-TANK | 1 | | | | | | | |
| 12 | 2 | 124450-44560 | CLAMP | 1 | | | | | | | |
| 13 | 2 | 121470-44581 | GASKET | 1 | | | | | | | |
| 14 | 2 | 23065-070130 | PIPE 7X 130 | 1 | | | | | | | |
| 15 | 1 | 1W0108-00616 | BOLT | 2 | | | | | | | |
| 16 | 1 | 1W3101-20250 | PIPE | 1 | | | | | | | |
| 17 | 1 | 1W0108-00812 | BOLT | | 8 | | | | | | |
| 18 | 1 | 1W3103-53110 | PLATE;L | 1 | | | | | | | |
| 19 | 1 | 1W3103-53170 | PLATE;R | 1 | | | | | | | |
| 20 | 1 | 1W3858-70300 | GLOW CONTROLLER | 1 | | | | | | | |
| 21 | 1 | 1W3852-30300 | RELAY | 2 | | | | | | | |
| 22 | 1 | 1W3858-70640 | CONTROLLER | 1 | | | | | | | |
| 23 | 1 | 1W0108-00620 | BOLT | 4 | | | | | | | |
| 24 | 1 | 1W3981-17710 | RUBBER | 2 | | | | | | | |
| 25 | 1 | 1W3101-30190 | PLUG, DRAIN | 1 | | | | | | | |
| 26 | 2 | 1W0201-09113 | NUT | 1 | | | | | | | |
| 27 | 2 | 1W3401-70680 | VALVE | 1 | | | | | | | |
| 28 | 1 | 1W3607-71170 | FUEL PIPE | 1 | | | | | | | |
| 29 | 1 | 1W3987-50430 | BAND | 4 | | | | | | | |
| 30 | 1 | 1W3607-70980 | FUEL PIPE | 1 | | | | | | | |
| 31 | 1 | 1W3991-12851 | CLAMP | 1 | | | | | | | |
| 32 | 1 | 1W3102-50170 | PL.ASSY.,SHROUD | 1 | | | | | | | |
| 33 | 1 | 1W3103-53150 | PLATE;L FAN | 1 | | | | | | | |
| 34 | 1 | 1W0115-11016 | BOLT | 1 | | | | | | | |
| 35 | 1 | 1W3987-50240 | BAND | 1 | | | | | | | |

Fig.22. AIR CLEANER

(A)=GE22
(B)=
(C)=

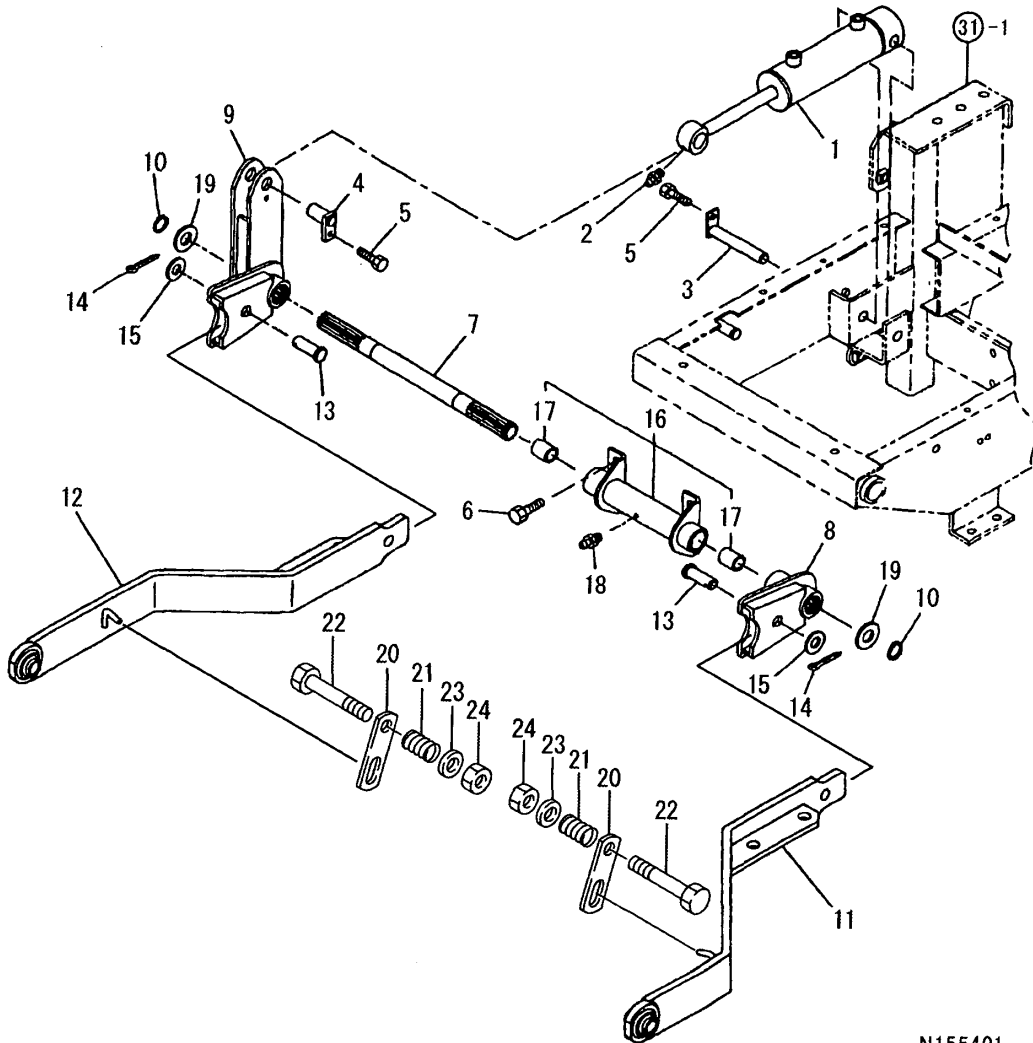
(D)=
(E)=
(F)=



N155400

| REF. | LEV. | PARTS NO. | DESCRIPTION | Q'TY | | | | | | I | R |
|------|------|--------------|----------------------|------|-----|-----|-----|-----|-----|---|---|
| | | | | (A) | (B) | (C) | (D) | (E) | (F) | | |
| 1 | 1 | 1W3145-00890 | AIR CLEANER ASSY | 1 | | | | | | | |
| 2 | 2 | 1W1353-26194 | ELEMENT | 1 | | | | | | | |
| 3 | 2 | 1W3145-31180 | SECOND FILTER | 1 | | | | | | | |
| 4 | 2 | 1W1353-26196 | VALVE | 1 | | | | | | | |
| 5 | 2 | 1W3145-31182 | SENSOR | 1 | | | | | | | |
| 6 | 1 | 1W3146-01490 | HOLDER | 1 | | | | | | | |
| 7 | 1 | 1W0108-00816 | BOLT | | 4 | | | | | | |
| 8 | 1 | 1W0108-00630 | BOLT | | 2 | | | | | | |
| 9 | 1 | 1W3145-41470 | AIR CLEANER HOSE;IN | | 1 | | | | | | |
| 10 | 1 | 1W3145-41480 | AIR CLEANER HOSE;OUT | | 1 | | | | | | |
| 11 | 1 | 1W3987-56120 | BAND | | 3 | | | | | | |

Fig.23. LIFT LINK



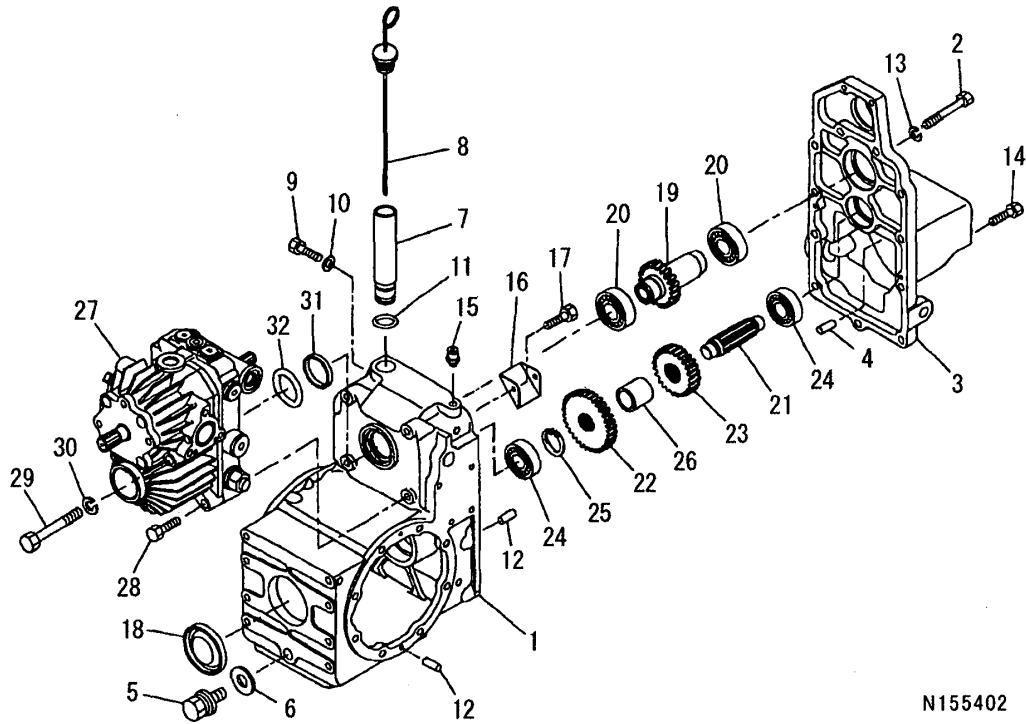
N155401

(A)=GE22
(B)=
(C)=

(D)=
(E)=
(F)=

| REF. | LEV. | PARTS NO. | DESCRIPTION | QTY | | | | | | I | R |
|------|------|--------------|----------------------|-----|-----|-----|-----|-----|-----|---|---|
| | | | | (A) | (B) | (C) | (D) | (E) | (F) | | |
| 1 | 1 | 1W3449-52360 | CYLINDER ASSY | 1 | | | | | | | |
| 2 | 1 | 24761-020000 | NIPPLE PT1/8,GREASE | 1 | | | | | | | |
| 3 | 1 | 1W3996-00700 | PIN | 1 | | | | | | | |
| 4 | 1 | 1W3996-00110 | PIN | 1 | | | | | | | |
| 5 | 1 | 26013-080162 | BOLT W/WASHER M8X16 | 2 | | | | | | | |
| 6 | 1 | 26013-100202 | BOLT W/WASHER M10X20 | 4 | | | | | | | |
| 7 | 1 | 1W3448-30470 | ARM SHAFT | 1 | | | | | | | |
| 8 | 1 | 1W3441-00880 | BRACKET;L | 1 | | | | | | | |
| 9 | 1 | 1W3441-00900 | BRACKET;R | 1 | | | | | | | |
| 10 | 1 | 22242-000250 | CIRCLIP 25S | 2 | | | | | | | |
| 11 | 1 | 1W3441-00951 | LIFT ARM;L | 1 | | | | | | | |
| 12 | 1 | 1W3441-00961 | LIFT ARM;R | 1 | | | | | | | |
| 13 | 1 | 1W0313-19017 | PIN | 2 | | | | | | | |
| 14 | 1 | 22417-400350 | COTTER PIN 4.0X35 | 2 | | | | | | | |
| 15 | 1 | 22137-160000 | WASHER 16,POLISHED | 2 | | | | | | | |
| 16 | 1 | 1W3440-81290 | BRACKET | 1 | | | | | | | |
| 17 | 2 | 1W3985-10520 | BUSH | 2 | | | | | | | |
| 18 | 1 | 24761-010000 | NIPPLE M6F, GREASE | 1 | | | | | | | |
| 19 | 1 | 1W0261-09078 | WASHER | 2 | | | | | | | |
| 20 | 1 | 1W3707-70130 | PLATE | 2 | | | | | | | |
| 21 | 1 | 1W3982-12310 | SPRING | 2 | | | | | | | |
| 22 | 1 | 26116-100402 | BOLT 10X 40 | 2 | | | | | | | |
| 23 | 1 | 22137-100000 | WASHER 10,POLISHED | 2 | | | | | | | |
| 24 | 1 | 1W0223-00010 | NUT | 2 | | | | | | | |

Fig.24. TRANSMISSION



N155402

OCNP3-G90800 24. TRANSMISSION

(A)=GE22

(B)=

(C)=

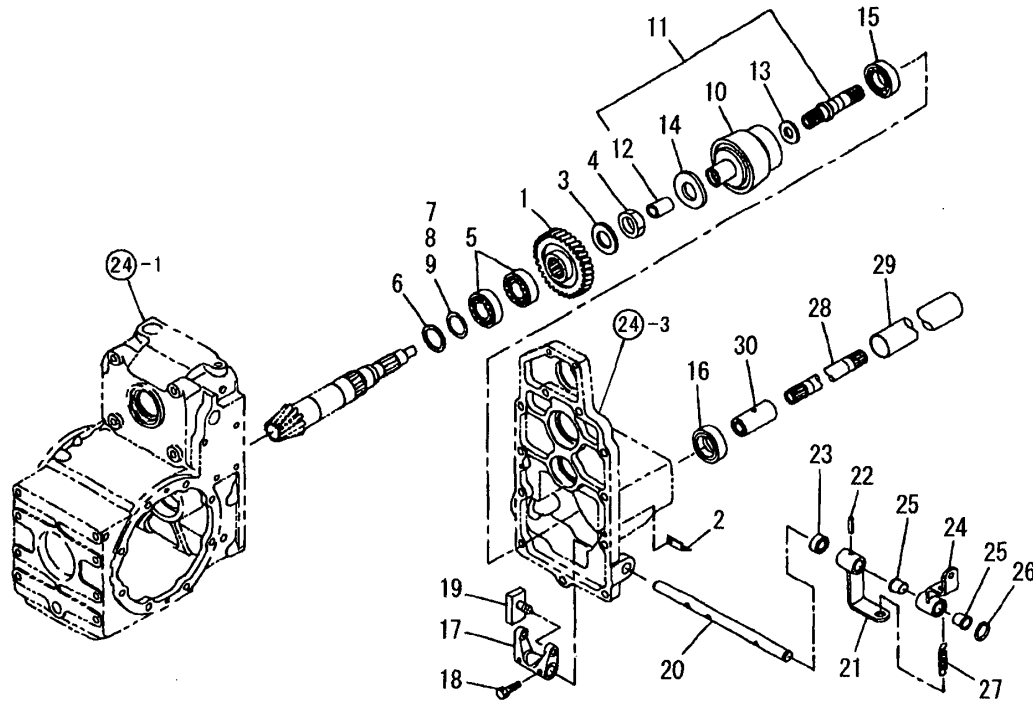
(D)=

(E)=

(F)=

| REF. | LEV. | PARTS NO. | DESCRIPTION | Q'TY | | | | | | I | R |
|------|------|--------------|----------------------|------|-----|-----|-----|-----|-----|---|---|
| | | | | (A) | (B) | (C) | (D) | (E) | (F) | | |
| 1 | 1 | 1W3221-16800 | MISSION CASE | 1 | | | | | | | |
| 2 | 1 | 26116-100602 | BOLT M10X 60 PLATED | 2 | | | | | | | |
| 3 | 1 | 1W3221-16820 | MISSION CASE;COVER | 1 | | | | | | | |
| 4 | 1 | 1W0305-01025 | PIN,KNOCK | 1 | | | | | | | |
| 5 | 1 | 1W0646-00016 | PLUG | 1 | | | | | | | |
| 6 | 1 | 22190-160000 | SEAL WASHER 16(BOLT) | 1 | | | | | | | |
| 7 | 1 | 1W3406-15840 | PIPE;INLET PIPE | 1 | | | | | | | |
| 8 | 1 | 1W3984-00510 | OIL GAUGE | 1 | | | | | | | |
| 9 | 1 | 1W0101-09265 | BOLT | 1 | | | | | | | |
| 10 | 1 | 1W0251-00008 | SEAL WASHER | 1 | | | | | | | |
| 11 | 1 | 24311-000220 | O-RING 1A P-22.0 | 1 | | | | | | | |
| 12 | 1 | 1W0305-00616 | DOWEL PIN | 6 | | | | | | | |
| 13 | 1 | 22217-100000 | SPRING WASHER 10 | 2 | | | | | | | |
| 14 | 1 | 26013-100302 | BOLT M10X 30 | 9 | | | | | | | |
| 15 | 1 | 1W3407-10030 | BREATHER | 1 | | | | | | | |
| 16 | 1 | 1W3995-68620 | PLATE;SHATTER | 1 | | | | | | | |
| 17 | 1 | 1W0113-10610 | BOLT | 1 | | | | | | | |
| 18 | 1 | 1W3221-40270 | SEAL COVER | 1 | | | | | | | |
| 19 | 1 | 1W3225-13480 | DRIVE SHAFT | 1 | | | | | | | |
| 20 | 1 | 24101-060064 | BALL BEARING | 2 | | | | | | | |
| 21 | 1 | 1W3225-31520 | COUNTER SHAFT | 1 | | | | | | | |
| 22 | 1 | 1W3223-25420 | FIXING GEAR A | 1 | | | | | | | |
| 23 | 1 | 1W3223-25430 | FIXING GEAR A | 1 | | | | | | | |
| 24 | 1 | 24101-062044 | BALL BEARING #6204 | 2 | | | | | | | |
| 25 | 1 | 22242-000250 | CIRCLIP 25S | 1 | | | | | | | |
| 26 | 1 | 1W3992-35270 | COLLAR | 1 | | | | | | | |
| 27 | 1 | 1W3228-00102 | H.S.T | 1 | | | | | | | |
| 28 | 1 | 1W0115-11075 | BOLT | 2 | | | | | | | |
| 29 | 1 | 1W0101-09479 | BOLT | 2 | | | | | | | |
| 30 | 1 | 22217-100000 | SPRING WASHER 10 | 2 | | | | | | | |
| 31 | 1 | 1W3992-35280 | COLLAR | 1 | | | | | | | |
| 32 | 1 | 24321-000500 | O-RING 1A G-50.0 | 1 | | | | | | | |

Fig.25. TRANSMISSION



N155403

(A)=GE22

(B)=

(C)=

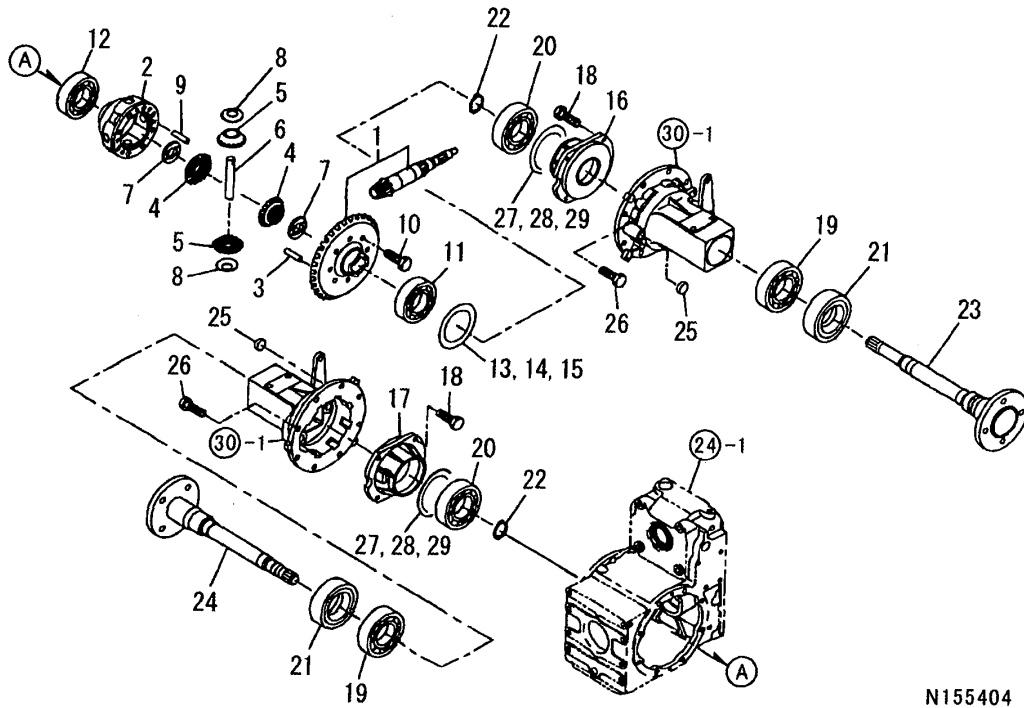
(D)=

(E)=

(F)=

| REF. | LEV. | PARTS NO. | DESCRIPTION | Q'TY | | | | | | I | R |
|------|------|--------------|----------------------|------|-----|-----|-----|-----|-----|---|---|
| | | | | (A) | (B) | (C) | (D) | (E) | (F) | | |
| 1 | 1 | 1W3223-25440 | FIXING GEAR A | 1 | | | | | | | |
| 2 | 1 | 1W3995-68640 | PLATE | 1 | | | | | | | |
| 3 | 1 | 22137-240000 | WASHER 24,POLISHED | 1 | | | | | | | |
| 4 | 1 | 1W0201-09079 | NUT | 1 | | | | | | | |
| 5 | 1 | 24142-302060 | BEARING | 2 | | | | | | | |
| 6 | 1 | 1W1992-60040 | WASHER, THRUST | 1 | | | | | | | |
| 7 | 1 | 1W1992-81210 | SHIM | 1 | | | | | | | |
| 8 | 1 | 1W1992-81220 | SHIM | 1 | | | | | | | |
| 9 | 1 | 1W1992-80490 | SHIM | 1 | | | | | | | |
| 10 | 1 | 1W3200-80100 | CLUTCH ASSY | 1 | | | | | | | |
| 11 | 1 | 1W3225-01100 | SHAFT COMPL | 1 | | | | | | | |
| 12 | 2 | 1W3985-11930 | BUSH | 1 | | | | | | | |
| 13 | 1 | 1W3992-61500 | WASHER | 1 | | | | | | | |
| 14 | 1 | 1W3992-61840 | THRUST WASHER | 1 | | | | | | | |
| 15 | 1 | 24101-060044 | BALL BEARING #6004 | 1 | | | | | | | |
| 16 | 1 | 24421-203508 | SEAL, OIL | 1 | | | | | | | |
| 17 | 1 | 1W3244-12290 | SHIFTER FORK | 1 | | | | | | | |
| 18 | 1 | 1W0107-00625 | BOLT | 1 | | | | | | | |
| 19 | 1 | 1W3243-70050 | BLOCK | 2 | | | | | | | |
| 20 | 1 | 1W3242-21050 | SHAFT;4WD | 1 | | | | | | | |
| 21 | 1 | 1W3241-06610 | CHANGE LEVER;4W | 1 | | | | | | | |
| 22 | 1 | 1W0303-00630 | SPRING PIN | 1 | | | | | | | |
| 23 | 1 | 24421-152507 | SEAL TC15 25 07, OIL | 1 | | | | | | | |
| 24 | 1 | 1W3241-06620 | CHANGE LEVER;4WD | 1 | | | | | | | |
| 25 | 1 | 1W3985-11310 | BUSH | 2 | | | | | | | |
| 26 | 1 | 22242-000150 | CIRCLIP 15 | 1 | | | | | | | |
| 27 | 1 | 1W3982-14450 | SPRING | 1 | | | | | | | |
| 28 | 1 | 1W3225-13470 | DRIVE SHAFT | 1 | | | | | | | |
| 29 | 1 | 1W3201-71530 | PIPE | 1 | | | | | | | |
| 30 | 1 | 1W3226-10140 | JOINT | 1 | | | | | | | |

Fig.26. FRONT DIFFERENTIAL



N155404

(A)=GE22

(B)=

(C)=

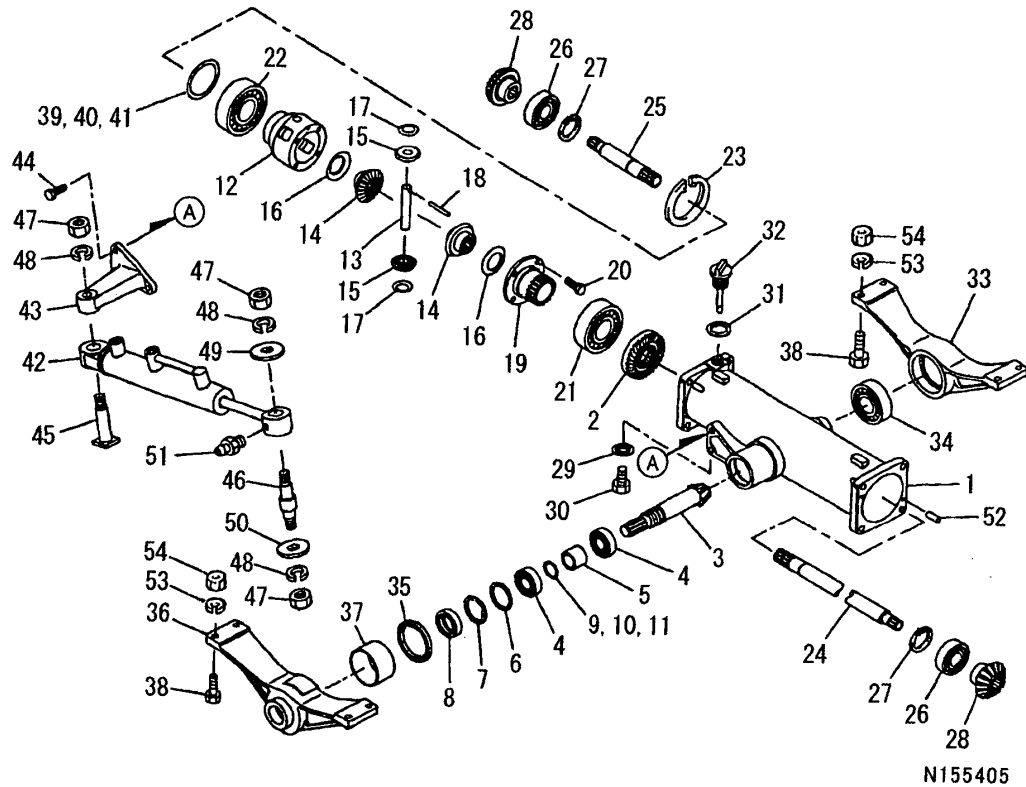
(D)=

(E)=

(F)=

| REF. | LEV. | PARTS NO. | DESCRIPTION | QTY | | | | | | I | R |
|------|------|--------------|---------------------|-----|-----|-----|-----|-----|-----|---|---|
| | | | | (A) | (B) | (C) | (D) | (E) | (F) | | |
| 1 | 1 | 1W3220-50980 | DRIVE PINION ASSY | 1 | | | | | | | |
| 2 | 1 | 1W3261-10940 | DIFF HOUSING | 1 | | | | | | | |
| 3 | 1 | 1W0305-00820 | PIN,KNOCK | 2 | | | | | | | |
| 4 | 1 | 1W3261-40380 | GEAR,DIFFERENTIAL | 2 | | | | | | | |
| 5 | 1 | 1W3261-60030 | PINION,DIFFERENTIAL | 2 | | | | | | | |
| 6 | 1 | 1W3261-30591 | SHAFT, PINION | 1 | | | | | | | |
| 7 | 1 | 1W3992-61080 | WASHER,THRUST | 2 | | | | | | | |
| 8 | 1 | 1W3992-60130 | WASHER, THRUST | 2 | | | | | | | |
| 9 | 1 | 1W3996-11770 | PIN,DIFF. | 1 | | | | | | | |
| 10 | 1 | 1W0101-10820 | BOLT | 6 | | | | | | | |
| 11 | 1 | 24101-060104 | BALL BEARING | 1 | | | | | | | |
| 12 | 1 | 1W0401-09041 | BEARING | 1 | | | | | | | |
| 13 | 1 | 1W1992-80750 | SHIM | 1 | | | | | | | |
| 14 | 1 | 1W1992-80760 | SHIM | 1 | | | | | | | |
| 15 | 1 | 1W1992-80770 | SHIM | 1 | | | | | | | |
| 16 | 1 | 1W3262-20390 | BEARING CARRIER;L | 1 | | | | | | | |
| 17 | 1 | 1W3262-20400 | BEARING CARRIER;R | 1 | | | | | | | |
| 18 | 1 | 26013-080252 | BOLT M 8X 25 | 8 | | | | | | | |
| 19 | 1 | 1W0401-09034 | BEARING | 2 | | | | | | | |
| 20 | 1 | 24101-063044 | BALL BEARING | 2 | | | | | | | |
| 21 | 1 | 1W0502-02342 | OIL SEAL | 2 | | | | | | | |
| 22 | 1 | 22242-000250 | CIRCLIP 25S | 2 | | | | | | | |
| 23 | 1 | 1W3263-12081 | WHEEL SHAFT | 1 | | | | | | | |
| 24 | 1 | 1W3263-12101 | WHEEL SHAFT | 1 | | | | | | | |
| 25 | 1 | 1W3984-60390 | PLUG | 2 | | | | | | | |
| 26 | 1 | 26013-100302 | BOLT M10X 30 | 16 | | | | | | | |
| 27 | 1 | 1W1992-80630 | SHIM | 1 | | | | | | | |
| 28 | 1 | 1W1992-80640 | SHIM | 1 | | | | | | | |
| 29 | 1 | 1W1992-80650 | SHIM | 1 | | | | | | | |

Fig.27. REAR DIFFERENTIAL



(A)=GE22

(B)=

(C)=

(D)=

(E)=

(F)=

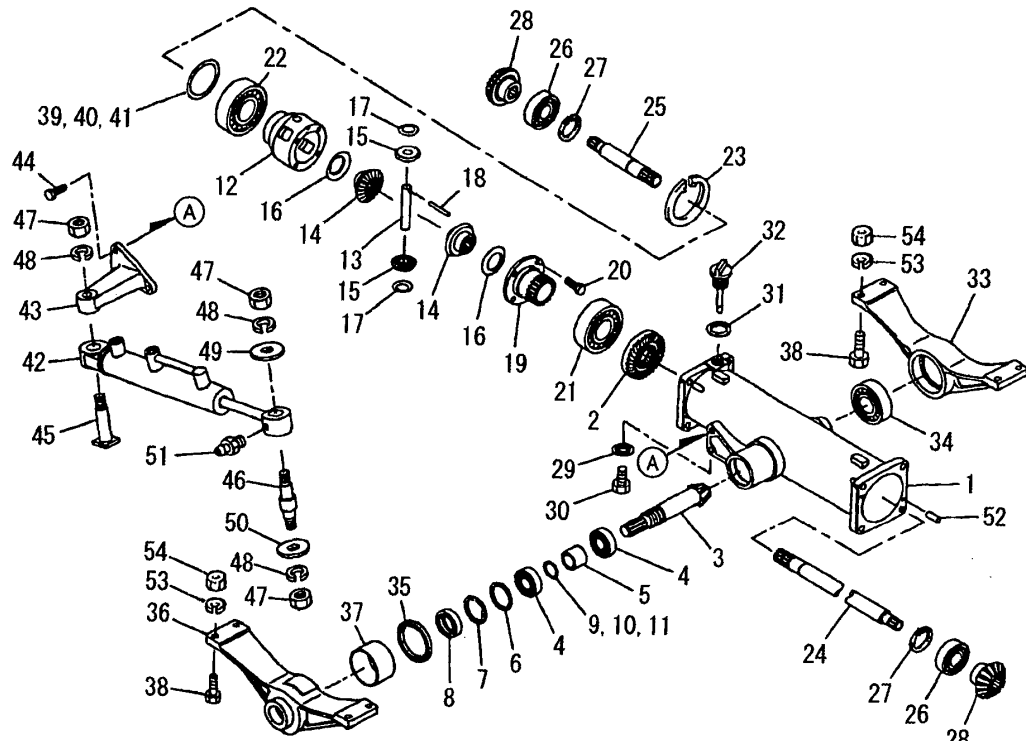
| REF. | LEV. | PARTS NO. | DESCRIPTION | Q'TY | | | | | | I | R |
|------|------|--------------|----------------------|------|-----|-----|-----|-----|-----|---|---|
| | | | | (A) | (B) | (C) | (D) | (E) | (F) | | |
| 1 | 1 | 1W3263-44430 | WHEEL SHAFT CASE | 1 | | | | | | | |
| 2 | 1 | 1W3261-20730 | RING GEAR | 1 | | | | | | | |
| 3 | 1 | 1W3225-40930 | DRIVE PINION | 1 | | | | | | | |
| 4 | 1 | 1W0401-09054 | BEARING, BALL | 2 | | | | | | | |
| 5 | 1 | 1W3992-31310 | COLLAR | 1 | | | | | | | |
| 6 | 1 | 1W3992-11670 | SPACER | 1 | | | | | | | |
| 7 | 1 | 22252-000520 | CIRCLIP 52 | 1 | | | | | | | |
| 8 | 1 | 1W0502-09073 | OIL SEAL | 1 | | | | | | | |
| 9 | 1 | 1W1992-81030 | SHIM | 1 | | | | | | | |
| 10 | 1 | 1W1992-81040 | SHIM | 1 | | | | | | | |
| 11 | 1 | 1W1992-81050 | SHIM | 1 | | | | | | | |
| 12 | 1 | 1W3261-11020 | DIFF HOUSING | 1 | | | | | | | |
| 13 | 1 | 1W3261-30620 | SHAFT, PINION | 1 | | | | | | | |
| 14 | 1 | 1W3261-40211 | GEAR,DIFFERENTIAL | 2 | | | | | | | |
| 15 | 1 | 1W3261-60060 | PINION,DIFFERENTIAL | 2 | | | | | | | |
| 16 | 1 | 1W3992-61080 | WASHER,THRUST | 2 | | | | | | | |
| 17 | 1 | 1W3992-61070 | WASHER, THRUST | 2 | | | | | | | |
| 18 | 1 | 1W3996-11770 | PIN,DIFF. | 2 | | | | | | | |
| 19 | 1 | 1W3261-11030 | DIFF HOSUING | 1 | | | | | | | |
| 20 | 1 | 26013-080202 | BOLT W/WASHER M8X20 | 4 | | | | | | | |
| 21 | 1 | 24101-062104 | BALL BEARING | 1 | | | | | | | |
| 22 | 1 | 24101-060124 | BALL BEARING | 1 | | | | | | | |
| 23 | 1 | 22252-000950 | CIRCLIP 95 | 1 | | | | | | | |
| 24 | 1 | 1W3262-11420 | DIFF SHAFT;L | 1 | | | | | | | |
| 25 | 1 | 1W3262-11430 | DIFF SHAFT;R | 1 | | | | | | | |
| 26 | 1 | 24101-062044 | BALL BEARING #6204 | 2 | | | | | | | |
| 27 | 1 | 22252-000470 | CIRCLIP 47 | 2 | | | | | | | |
| 28 | 1 | 1W3262-40290 | FINAL PINION | 2 | | | | | | | |
| 29 | 1 | 22190-120000 | SEAL WASHER 12(BOLT) | 3 | | | | | | | |
| 30 | 1 | 1W0104-01212 | BOLT | 3 | | | | | | | |
| 31 | 1 | 22190-200000 | SEAL WASHER 20(BOLT) | 1 | | | | | | | |
| 32 | 1 | 1W3984-00430 | GAUGE COMPL | 1 | | | | | | | |
| 33 | 1 | 1W3222-62500 | BEARING HOLDER;REAR | 1 | | | | | | | |
| 34 | 1 | 24105-062074 | BALL BEARING | 1 | | | | | | | |
| 35 | 1 | 1W0503-01165 | SEAL, OIL | 1 | | | | | | | |
| 36 | 1 | 1W3222-62480 | BEARING HOLDER;FRONT | 1 | | | | | | | |
| 37 | 1 | 1W3985-10350 | BUSH | 1 | | | | | | | |
| 38 | 1 | 26116-100452 | BOLT M10X 45 PLATED | 8 | | | | | | | |
| 39 | 1 | 1W3992-81550 | SHIM | 1 | | | | | | | |
| 40 | 1 | 1W3992-81560 | SHIM | 1 | | | | | | | |
| 41 | 1 | 1W3992-81570 | SHIM | 1 | | | | | | | |
| 42 | 1 | 1W3449-52520 | CYLINDER ASSY | 1 | | | | | | | |
| 43 | 1 | 1W3345-24970 | ARM | 1 | | | | | | | |
| 44 | 1 | 26013-100252 | BOLT W/WASHER M10X25 | 3 | | | | | | | |
| 45 | 1 | 1W3996-00670 | PIN COMPL | 1 | | | | | | | |
| 46 | 1 | 1W3996-11910 | PIN | 1 | | | | | | | |
| 47 | 1 | 1W0210-00016 | NUT | 3 | | | | | | | |
| 48 | 1 | 22217-160000 | SPRING WASHER 16 | 3 | | | | | | | |
| 49 | 1 | 1W3992-11540 | SPACER | 1 | | | | | | | |
| 50 | 1 | 22137-160000 | WASHER 16,POLISHED | 1 | | | | | | | |
| 51 | 1 | 24761-020000 | NIPPLE PT1/8,GREASE | 1 | | | | | | | |

N:Old $\begin{matrix} \leftarrow \text{Yes} \\ \text{No} \end{matrix}$ New, Q:Old $\begin{matrix} \leftarrow \text{No} \\ \text{Yes} \end{matrix}$ New, R:Old $\begin{matrix} \leftarrow \text{Yes} \\ \text{No} \end{matrix}$ New, S:Old $\begin{matrix} \leftarrow \text{No} \\ \text{Yes} \end{matrix}$ New, W:Add, Z:Discontinued, F:Interchangeable by set, K:Q'ty Change

++ CONTINUE ++

(C)Copy Rights YANMAR CO.,LTD.

Fig.27. REAR DIFFERENTIAL



N155405

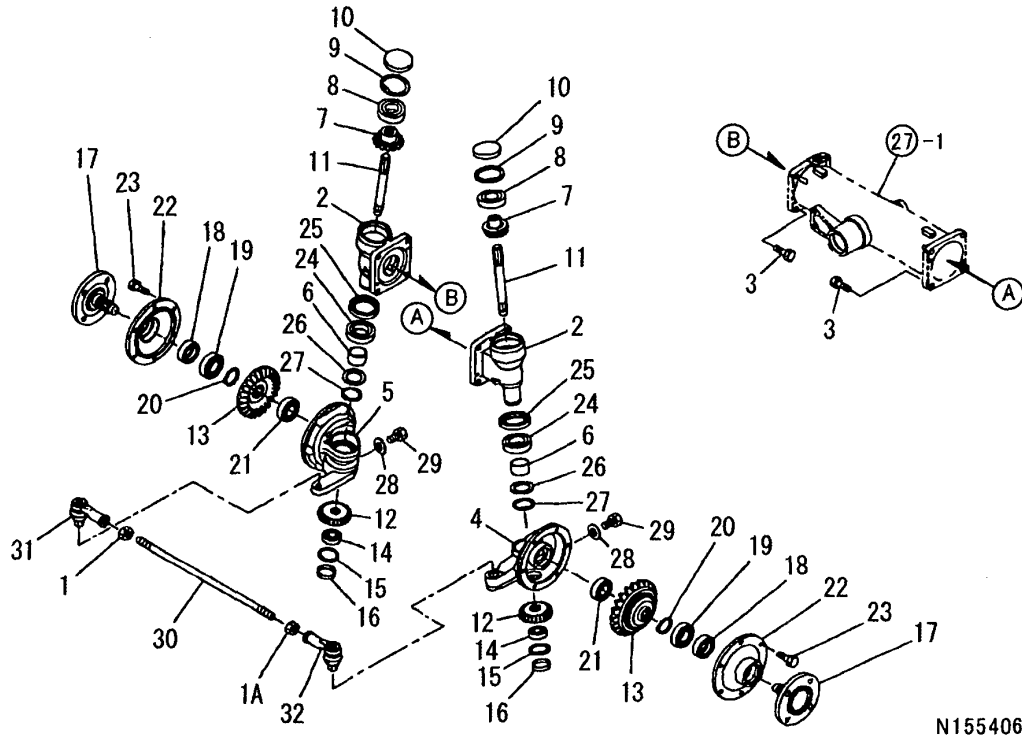
OCNP3-G90800 27. REAR DIFFERENTIAL

(A)=GE22
(B)=
(C)=

(D)=
(E)=
(F)=

| REF. | LEV. | PARTS NO. | DESCRIPTION | Q'TY | | | | | | I | R |
|------|------|--------------|------------------|------|-----|-----|-----|-----|-----|---|---|
| | | | | (A) | (B) | (C) | (D) | (E) | (F) | | |
| 52 | 1 | 1W0305-00620 | DOWEL PIN | 4 | | | | | | | |
| 53 | 1 | 22217-100000 | SPRING WASHER 10 | 8 | | | | | | | |
| 54 | 1 | 26717-100002 | NUT M10 | 8 | | | | | | | |

Fig.28. REAR AXLE



(A)=GE22

(B)=

(C)=

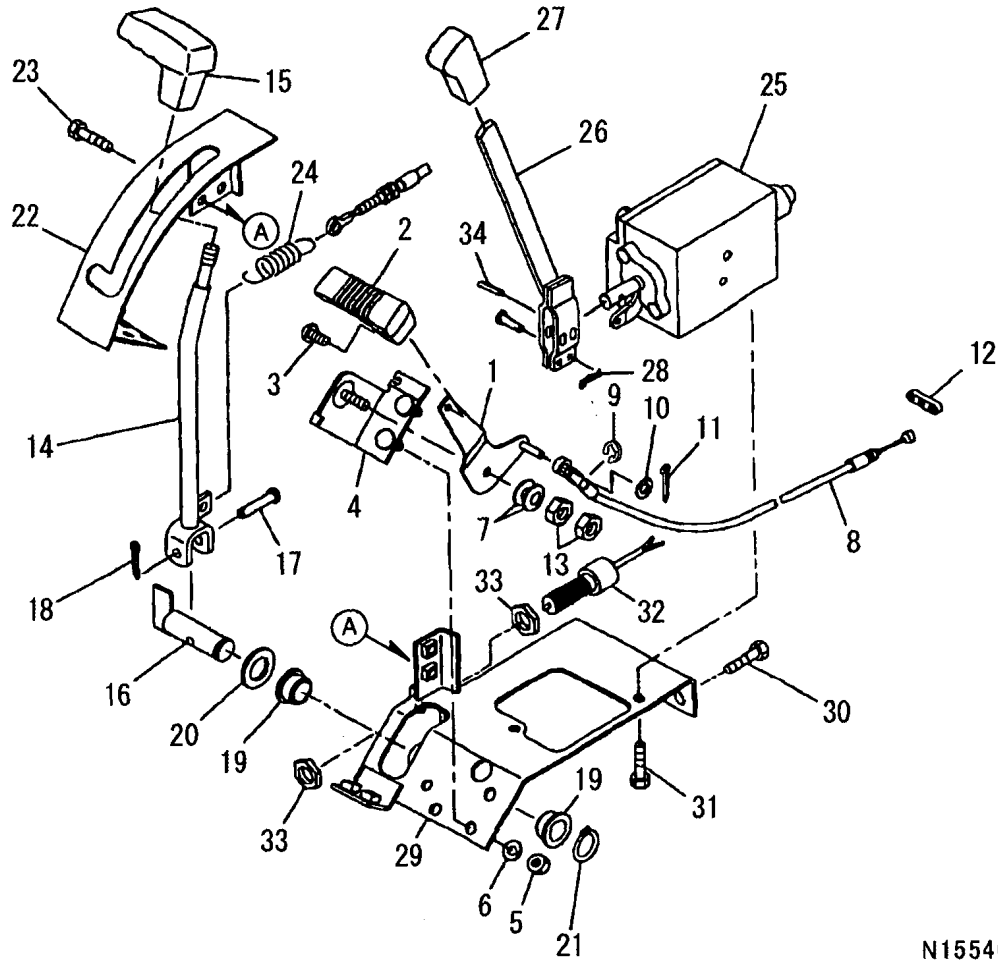
(D)=

(E)=

(F)=

| REF. | LEV. | PARTS NO. | DESCRIPTION | QTY | | | | | | I | R |
|------|------|--------------|----------------------|-----|-----|-----|-----|-----|-----|---|---|
| | | | | (A) | (B) | (C) | (D) | (E) | (F) | | |
| 1 | 1 | 26777-140002 | LOCK NUT M14 | 1 | | | | | | | |
| 1A | 1 | 1W0201-09029 | NUT | 1 | | | | | | | |
| 2 | 1 | 1W3221-16840 | MISSION CASE;IDLER | 2 | | | | | | | |
| 3 | 1 | 26013-100302 | BOLT M10X 30 | 8 | | | | | | | |
| 4 | 1 | 1W3221-16860 | MISSION CASE;L | 1 | | | | | | | |
| 5 | 1 | 1W3221-16880 | MISSION CASE;R | 1 | | | | | | | |
| 6 | 1 | 1W3985-11960 | BUSH | 2 | | | | | | | |
| 7 | 1 | 1W3262-40560 | FINAL PINION | 2 | | | | | | | |
| 8 | 1 | 24101-062064 | BALL BEARING | 2 | | | | | | | |
| 9 | 1 | 22252-000620 | CIRCLIP 62(H) | 2 | | | | | | | |
| 10 | 1 | 1W3221-40280 | COVER,SEAL | 2 | | | | | | | |
| 11 | 1 | 1W3225-14030 | DRIVE SHAFT | 2 | | | | | | | |
| 12 | 1 | 1W3262-40570 | FINAL PINION | 2 | | | | | | | |
| 13 | 1 | 1W3263-70730 | FINAL GEAR | 2 | | | | | | | |
| 14 | 1 | 24101-062034 | BALL BEARING | 2 | | | | | | | |
| 15 | 1 | 22252-000400 | CIRCLIP 40 | 2 | | | | | | | |
| 16 | 1 | 1W3221-40670 | SEAL COVER | 2 | | | | | | | |
| 17 | 1 | 1W3263-12120 | WHEEL SHAFT | 2 | | | | | | | |
| 18 | 1 | 24421-304508 | SEAL TC30 45 08, OIL | 2 | | | | | | | |
| 19 | 1 | 24101-062054 | BEARING #6205 | 2 | | | | | | | |
| 20 | 1 | 22242-000250 | CIRCLIP 25S | 2 | | | | | | | |
| 21 | 1 | 24101-062044 | BALL BEARING #6204 | 2 | | | | | | | |
| 22 | 1 | 1W3222-13220 | COVER | 2 | | | | | | | |
| 23 | 1 | 26013-080202 | BOLT W/WASHER M8X20 | 12 | | | | | | | |
| 24 | 1 | 24101-060074 | BALL BEARING | 2 | | | | | | | |
| 25 | 1 | 1W0502-02245 | SEAL, OIL | 2 | | | | | | | |
| 26 | 1 | 1W3992-10010 | SPACER | 2 | | | | | | | |
| 27 | 1 | 22242-000350 | CIRCLIP 35 | 2 | | | | | | | |
| 28 | 1 | 22190-120000 | SEAL WASHER 12(BOLT) | 3 | | | | | | | |
| 29 | 1 | 1W0104-01212 | BOLT | 3 | | | | | | | |
| 30 | 1 | 1W3347-12020 | ROD | 1 | | | | | | | |
| 31 | 1 | 1W3348-01360 | TIE ROD END;R | 1 | | | | | | | |
| 32 | 1 | 1W3348-01390 | TIE ROD END;L | 1 | | | | | | | |

Fig.29. PTO,HPL,AND ACCEL CONTROLS



N155407

(A)=GE22

(B)=

(C)=

(D)=

(E)=

(F)=

| REF. | LEV. | PARTS NO. | DESCRIPTION | QTY | | | | | | I | R |
|------|------|--------------|---------------------|-----|-----|-----|-----|-----|-----|---|---|
| | | | | (A) | (B) | (C) | (D) | (E) | (F) | | |
| 1 | 1 | 1W3121-00931 | ACCEL LEVER | 1 | | | | | | | |
| 2 | 1 | 1W3981-80921 | GRIP | 1 | | | | | | | |
| 3 | 1 | 26022-050122 | SCREW M 5X 12 | 1 | | | | | | | |
| 4 | 1 | 1W3125-00501 | BRACKET | 1 | | | | | | | |
| 5 | 1 | 26717-080002 | NUT 8 | 2 | | | | | | | |
| 6 | 1 | 22217-080000 | SPRING WASHER 8 | 2 | | | | | | | |
| 7 | 1 | 1W3982-12210 | SPRING | 2 | | | | | | | |
| 8 | 1 | 1W3120-70701 | WIRE ASSY;ACCEL | 1 | | | | | | | |
| 9 | 1 | 22272-000040 | CIRCLIP E- 4 | 1 | | | | | | | |
| 10 | 1 | 22137-060000 | WASHER 6, POLISHED | 1 | | | | | | | |
| 11 | 1 | 22417-200200 | COTTER PIN 2.0X20 | 1 | | | | | | | |
| 12 | 1 | 1W3981-14451 | RUBBER | 1 | | | | | | | |
| 13 | 1 | 26717-080002 | NUT 8 | 2 | | | | | | | |
| 14 | 1 | 1W3241-06600 | LEVER;PTO | 1 | | | | | | | |
| 15 | 1 | 1W3981-81760 | GRIP | 1 | | | | | | | |
| 16 | 1 | 1W3242-02680 | SHAFT | 1 | | | | | | | |
| 17 | 1 | 1W0313-10835 | PIN | 1 | | | | | | | |
| 18 | 1 | 22417-200200 | COTTER PIN 2.0X20 | 1 | | | | | | | |
| 19 | 1 | 1W3985-11560 | BUSH | 2 | | | | | | | |
| 20 | 1 | 22137-200000 | WASHER 20,POLISHED | 1 | | | | | | | |
| 21 | 1 | 22272-000150 | CIRCLIP E-15 | 1 | | | | | | | |
| 22 | 1 | 1W3245-01180 | LEVER GUIDE | 1 | | | | | | | |
| 23 | 1 | 26013-080162 | BOLT W/WASHER M8X16 | 4 | | | | | | | |
| 24 | 1 | 1W4982-21040 | SPRING | 1 | | | | | | | |
| 25 | 1 | 1W3400-15971 | VALVE ASSY | 1 | | | | | | | |
| 26 | 1 | 1W3401-60490 | CONTROL LEVER | 1 | | | | | | | |
| 27 | 1 | 1W3981-80610 | GLIP | 1 | | | | | | | |
| 28 | 1 | 22372-040000 | SNAP PIN 4 | 1 | | | | | | | |
| 29 | 1 | 1W3408-01610 | BRACKET | 1 | | | | | | | |
| 30 | 1 | 26014-080202 | BOLT M 8X 20 | 3 | | | | | | | |
| 31 | 1 | 26013-080162 | BOLT W/WASHER M8X16 | 2 | | | | | | | |
| 32 | 1 | 1W3852-00891 | SWITCH ASSY. | 1 | | | | | | | |
| 33 | 1 | 1W3852-40038 | NUT | 1 | | | | | | | |
| 34 | 1 | 22351-050025 | SPRING PIN 5X25 | 1 | | | | | | | |

Fig.30. BRAKE

(A)=GE22

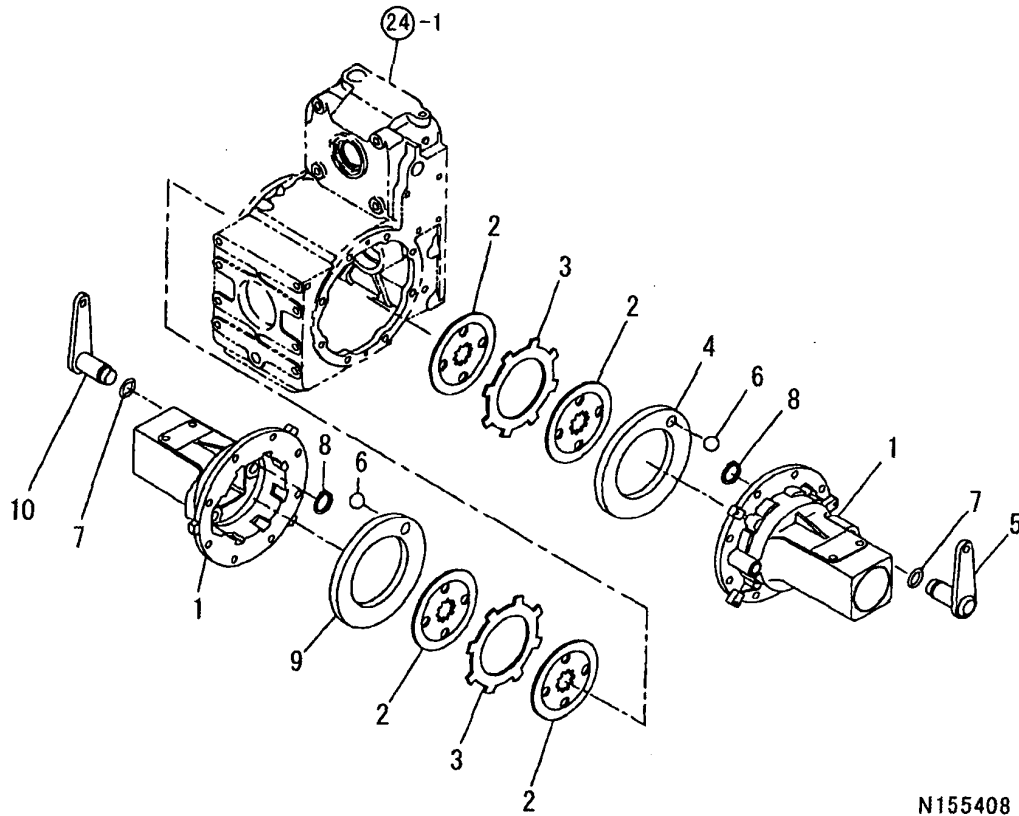
(B)=

(C)=

(D)=

(E)=

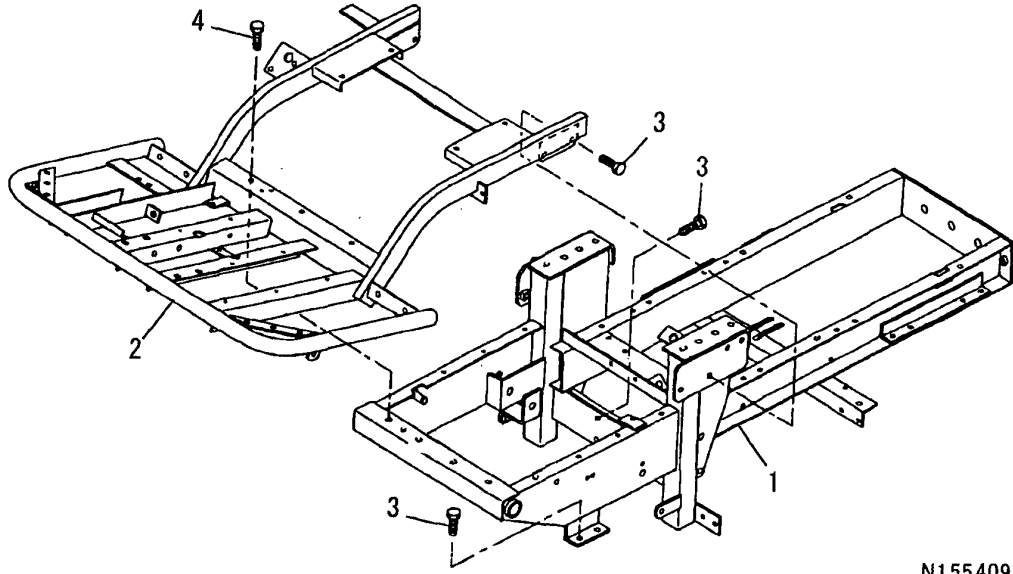
(F)=



N155408

| REF. | LEV. | PARTS NO. | DESCRIPTION | QTY | | | | | | I | R |
|------|------|--------------|------------------|-----|-----|-----|-----|-----|-----|---|---|
| | | | | (A) | (B) | (C) | (D) | (E) | (F) | | |
| 1 | 1 | 1W3263-44780 | WHEEL SHAFT CASE | 2 | | | | | | | |
| 2 | 1 | 1W3281-10210 | LINING | 4 | | | | | | | |
| 3 | 1 | 1W3285-60350 | DISC;BRAKE | 2 | | | | | | | |
| 4 | 1 | 1W3285-60380 | PRESSURE PLATE;L | 1 | | | | | | | |
| 5 | 1 | 1W3283-00510 | CAM, BRAKE | 1 | | | | | | | |
| 6 | 1 | 1W0481-00020 | STEEL BALL | 6 | | | | | | | |
| 7 | 1 | 24311-000210 | O-RING 1A P-21.0 | 2 | | | | | | | |
| 8 | 1 | 22242-000250 | CIRCLIP 25S | 2 | | | | | | | |
| 9 | 1 | 1W3285-60390 | PRESSURE PLATE;R | 1 | | | | | | | |
| 10 | 1 | 1W3283-00520 | CAM, BRAKE | 1 | | | | | | | |

Fig.31. MAIN FRAME



N155409

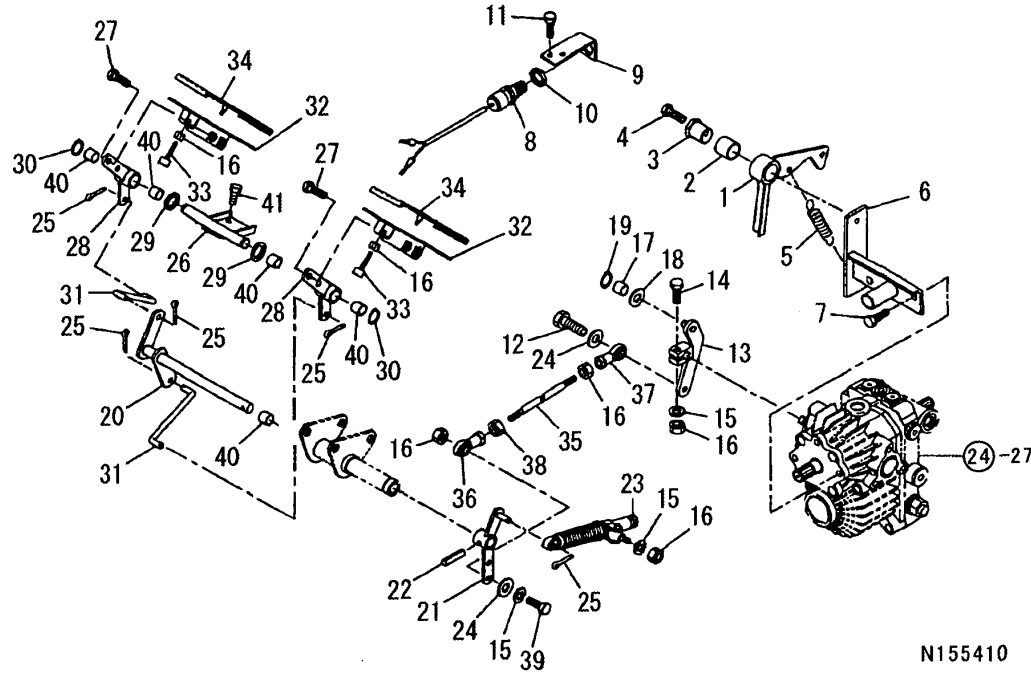
0CNP3-G90800 31. MAIN FRAME

(A)=GE22
(B)=
(C)=

(D)=
(E)=
(F)=

| REF. | LEV. | PARTS NO. | DESCRIPTION | Q'TY | | | | | | I | R |
|------|------|--------------|----------------------|------|-----|-----|-----|-----|-----|---|---|
| | | | | (A) | (B) | (C) | (D) | (E) | (F) | | |
| 1 | 1 | 1W3205-51593 | FRAME;MAIN | 1 | | | | | | | |
| 2 | 1 | 1W3205-51570 | FRAME;UP | 1 | | | | | | | |
| 3 | 1 | 26013-100202 | BOLT W/WASHER M10X20 | 12 | | | | | | | |
| 4 | 1 | 26013-080202 | BOLT W/WASHER M8X20 | 4 | | | | | | | |

Fig.32. HST CONTROL



N155410

(A)=GE22

(B)=

(C)=

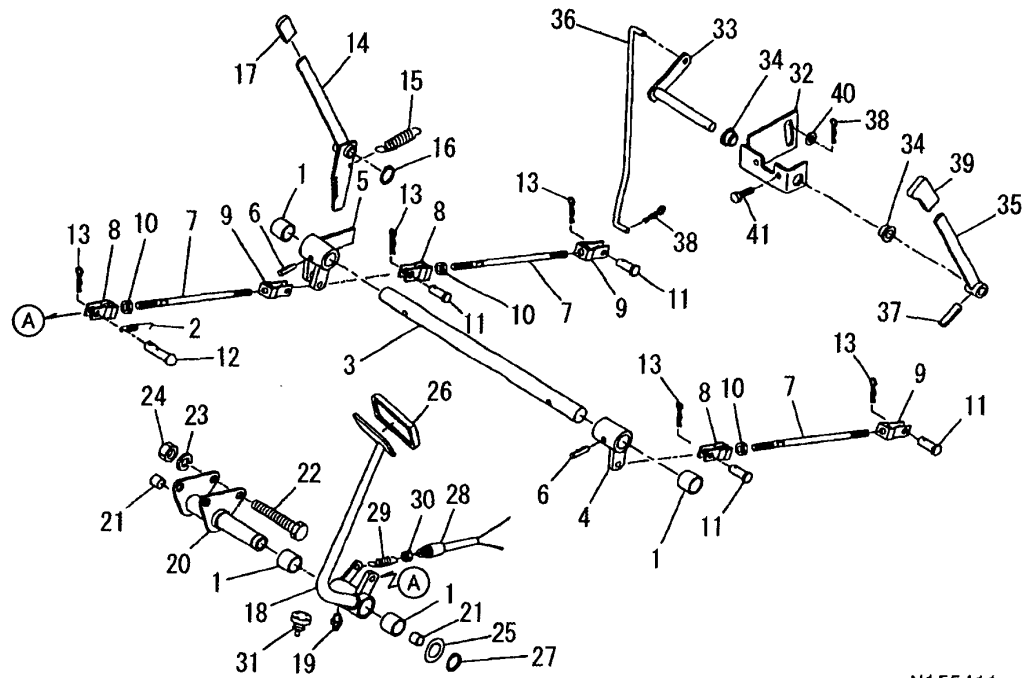
(D)=

(E)=

(F)=

| REF. | LEV. | PARTS NO. | DESCRIPTION | QTY | | | | | | I | R |
|------|------|--------------|---------------------|-----|-----|-----|-----|-----|-----|---|---|
| | | | | (A) | (B) | (C) | (D) | (E) | (F) | | |
| 1 | 1 | 1W3242-02690 | SHIFT ARM;HST | 1 | | | | | | | |
| 2 | 1 | 1W3985-10150 | BUSH | 1 | | | | | | | |
| 3 | 1 | 1W3241-20980 | BOSS | 1 | | | | | | | |
| 4 | 1 | 26013-080452 | BOLT M 8X 45 | 1 | | | | | | | |
| 5 | 1 | 1W4982-21080 | SPRING | 1 | | | | | | | |
| 6 | 1 | 1W3245-01190 | SHIFT GUIDE | 1 | | | | | | | |
| 7 | 1 | 26013-100162 | BOLT M10X 16 | 2 | | | | | | | |
| 8 | 1 | 1W3852-00891 | SWITCH ASSY. | 1 | | | | | | | |
| 9 | 1 | 1W3995-68650 | PLATE | 1 | | | | | | | |
| 10 | 1 | 1W3852-40038 | NUT | 1 | | | | | | | |
| 11 | 1 | 26013-080202 | BOLT W/WASHER M8X20 | 1 | | | | | | | |
| 12 | 1 | 26013-080252 | BOLT M 8X 25 | 1 | | | | | | | |
| 13 | 1 | 1W3401-06500 | CONTROL LEVER | 1 | | | | | | | |
| 14 | 1 | 26116-080352 | BOLT M 8X 35 | 1 | | | | | | | |
| 15 | 1 | 22217-080000 | SPRING WASHER 8 | 3 | | | | | | | |
| 16 | 1 | 26717-080002 | NUT 8 | 6 | | | | | | | |
| 17 | 1 | 24104-060004 | BALL BEARING | 1 | | | | | | | |
| 18 | 1 | 22137-100000 | WASHER 10,POLISHED | 1 | | | | | | | |
| 19 | 1 | 22242-000100 | CIRCLIP 10 | 1 | | | | | | | |
| 20 | 1 | 1W3582-10520 | PEDAL SHAFT | 1 | | | | | | | |
| 21 | 1 | 1W3241-06630 | CHANGE LEVER | 1 | | | | | | | |
| 22 | 1 | 22351-060025 | SPRING PIN 6X25 | 1 | | | | | | | |
| 23 | 1 | 1W3789-10020 | DAMPER | 1 | | | | | | | |
| 24 | 1 | 22137-080000 | WASHER 8, POLISHED | 3 | | | | | | | |
| 25 | 1 | 22417-200200 | COTTER PIN 2.0X20 | 5 | | | | | | | |
| 26 | 1 | 1W3582-50760 | SUPPORT, PEDAL | 1 | | | | | | | |
| 27 | 1 | 26013-080162 | BOLT W/WASHER M8X16 | 4 | | | | | | | |
| 28 | 1 | 1W3241-06640 | CHANGE LEVER | 2 | | | | | | | |
| 29 | 1 | 1W0261-09079 | WASHER | 2 | | | | | | | |
| 30 | 1 | 22272-000120 | CIRCLIP E-12 | 2 | | | | | | | |
| 31 | 1 | 1W3442-11820 | ROD;HST | 2 | | | | | | | |
| 32 | 1 | 1W3581-04710 | PEDAL;HST | 2 | | | | | | | |
| 33 | 1 | 1W3981-11640 | RUBBER | 2 | | | | | | | |
| 34 | 1 | 1W3981-17180 | RUBBER | 2 | | | | | | | |
| 35 | 1 | 1W3442-11810 | ROD | 1 | | | | | | | |
| 36 | 1 | 1W3348-00420 | TIE ROD END | 1 | | | | | | | |
| 37 | 1 | 1W3348-00360 | TIE ROD END | 1 | | | | | | | |
| 38 | 1 | 1W0201-09125 | NUT | 1 | | | | | | | |
| 39 | 1 | 26116-080302 | BOLT 8X30 | 1 | | | | | | | |
| 40 | 1 | 1W3985-11310 | BUSH | 4 | | | | | | | |
| 41 | 1 | 26013-080302 | BOLT M 8X 30 | 2 | | | | | | | |

Fig.33. BRAKE & 4WD CONTROL LINKAGES



N155411

(A)=GE22

(B)=

(C)=

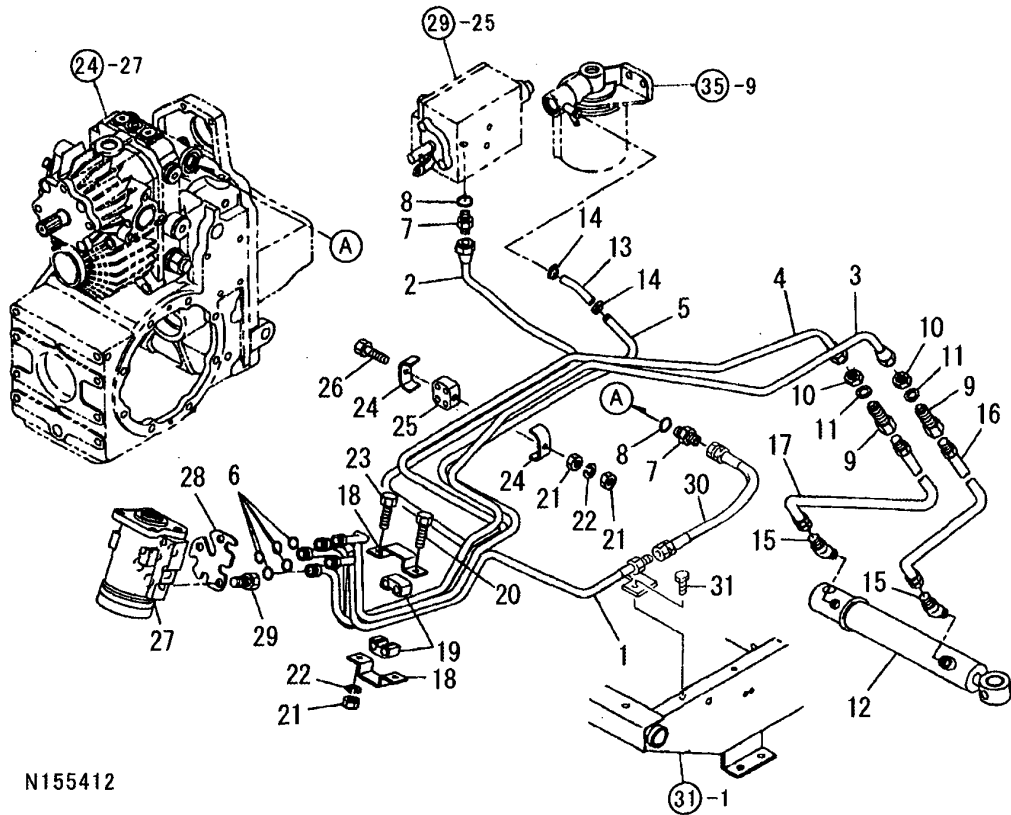
(D)=

(E)=

(F)=

| REF. | LEV. | PARTS NO. | DESCRIPTION | QTY | | | | | | I | R |
|------|------|--------------|---------------------|-----|-----|-----|-----|-----|-----|---|---|
| | | | | (A) | (B) | (C) | (D) | (E) | (F) | | |
| 1 | 1 | 1W3985-10070 | BUSH | 4 | | | | | | | |
| 2 | 1 | 1W3982-13230 | SPRING | 1 | | | | | | | |
| 3 | 1 | 1W3582-10510 | PEDAL SHAFT | 1 | | | | | | | |
| 4 | 1 | 1W3284-00540 | BRAKE LEVER;L | 1 | | | | | | | |
| 5 | 1 | 1W3284-00550 | BRAKE LEVER;R | 1 | | | | | | | |
| 6 | 1 | 22351-080040 | SPRING PIN 8X40 | 2 | | | | | | | |
| 7 | 1 | 1W3585-10110 | ROD;BRAKE | 3 | | | | | | | |
| 8 | 1 | 1W3585-50010 | FORK JOINT | 3 | | | | | | | |
| 9 | 1 | 1W3585-50020 | FORK JOINT | 3 | | | | | | | |
| 10 | 1 | 26717-100002 | NUT M10 | 3 | | | | | | | |
| 11 | 1 | 1W0313-11020 | PIN | 5 | | | | | | | |
| 12 | 1 | 1W3996-10240 | PIN | 1 | | | | | | | |
| 13 | 1 | 1W0301-03225 | SPLIT PIN | 6 | | | | | | | |
| 14 | 1 | 1W3583-00630 | BRAKE LOCK | 1 | | | | | | | |
| 15 | 1 | 1W3982-11830 | SPRING | 1 | | | | | | | |
| 16 | 1 | 22272-000120 | CIRCLIP E-12 | 1 | | | | | | | |
| 17 | 1 | 1W3981-80860 | GRIP | 1 | | | | | | | |
| 18 | 1 | 1W3581-04700 | PEDAL;BRAKE | 1 | | | | | | | |
| 19 | 1 | 24761-010000 | NIPPLE M6F, GREASE | 1 | | | | | | | |
| 20 | 1 | 1W3582-50770 | SUPPORT | 1 | | | | | | | |
| 21 | 1 | 1W3985-11310 | BUSH | 2 | | | | | | | |
| 22 | 1 | 26116-100752 | BOLT M10X 75 PLATED | 2 | | | | | | | |
| 23 | 1 | 22217-100000 | SPRING WASHER 10 | 1 | | | | | | | |
| 24 | 1 | 26717-100002 | NUT M10 | 2 | | | | | | | |
| 25 | 1 | 1W3992-11550 | SPACER | 1 | | | | | | | |
| 26 | 1 | 1W3981-17790 | RUBBER | 1 | | | | | | | |
| 27 | 1 | 22242-000250 | CIRCLIP 25S | 1 | | | | | | | |
| 28 | 1 | 1W4852-20180 | SWITCH ASSY. | 1 | | | | | | | |
| 29 | 1 | 1W3982-10070 | SPRING | 1 | | | | | | | |
| 30 | 1 | 26777-140002 | LOCK NUT M14 | 1 | | | | | | | |
| 31 | 1 | 1W3981-10110 | RUBBER | 1 | | | | | | | |
| 32 | 1 | 1W3245-01170 | SHIFT GUIDE;4WD | 1 | | | | | | | |
| 33 | 1 | 1W3242-02650 | SHIFT ARM;4WD | 1 | | | | | | | |
| 34 | 1 | 1W3985-11320 | BUSH | 2 | | | | | | | |
| 35 | 1 | 1W3241-06590 | CHANGE LEVER;4W | 1 | | | | | | | |
| 36 | 1 | 1W3243-62070 | SHIFT LINK;4WD | 1 | | | | | | | |
| 37 | 1 | 22351-060030 | SPRING PIN 6X30 | 2 | | | | | | | |
| 38 | 1 | 22417-200200 | COTTER PIN 2.0X20 | 2 | | | | | | | |
| 39 | 1 | 1W3981-81050 | GRIP | 1 | | | | | | | |
| 40 | 1 | 1W0261-09103 | WASHER | 1 | | | | | | | |
| 41 | 1 | 26013-080202 | BOLT W/WASHER M8X20 | 2 | | | | | | | |

Fig.34. HYDRAULIC SYSTEM;STEERING CASE



N155412

(A)=GE22

(B)=

(C)=

(D)=

(E)=

(F)=

| REF. | LEV. | PARTS NO. | DESCRIPTION | QTY | | | | | | I | R |
|------|------|--------------|--------------------|-----|-----|-----|-----|-----|-----|---|---|
| | | | | (A) | (B) | (C) | (D) | (E) | (F) | | |
| 1 | 1 | 1W3407-07661 | OIL PIPE;P | 1 | | | | | | | |
| 2 | 1 | 1W3407-07670 | OIL PIPE;AUX | 1 | | | | | | | |
| 3 | 1 | 1W3407-07680 | OIL PIPE;L | 1 | | | | | | | |
| 4 | 1 | 1W3407-07690 | OIL PIPE;R | 1 | | | | | | | |
| 5 | 1 | 1W3407-07700 | OIL PIPE;T | 1 | | | | | | | |
| 6 | 1 | 24311-000120 | O-RING 1A P 12.0 | 5 | | | | | | | |
| 7 | 1 | 1W3406-71810 | ADAPTOR | 2 | | | | | | | |
| 8 | 1 | 24315-000140 | O-RING 1B P-14.0 | 3 | | | | | | | |
| 9 | 1 | 1W3406-73460 | ADAPTOR | 2 | | | | | | | |
| 10 | 1 | 26747-160002 | NUT M16 | 2 | | | | | | | |
| 11 | 1 | 22217-160000 | SPRING WASHER 16 | 2 | | | | | | | |
| 12 | 1 | 1W3449-52520 | CYLINDER ASSY | 1 | | | | | | | |
| 13 | 1 | 1W3406-90620 | OIL HOSE | 1 | | | | | | | |
| 14 | 1 | 1W3987-56070 | BAND | 4 | | | | | | | |
| 15 | 1 | 1W3406-70290 | ADAPTER | 2 | | | | | | | |
| 16 | 1 | 1W3406-90190 | OIL HOSE | 1 | | | | | | | |
| 17 | 1 | 1W3406-90390 | OIL HOSE | 1 | | | | | | | |
| 18 | 1 | 1W3991-13210 | CLAMP | 2 | | | | | | | |
| 19 | 1 | 1W3981-20800 | RUBBER | 2 | | | | | | | |
| 20 | 1 | 1W0113-10616 | BOLT | 1 | | | | | | | |
| 21 | 1 | 1W0201-00006 | NUT | 3 | | | | | | | |
| 22 | 1 | 22217-060000 | SPRING WASHER 6 | 2 | | | | | | | |
| 23 | 1 | 1W0101-10616 | BOLT | 1 | | | | | | | |
| 24 | 1 | 1W3991-12130 | CLAMP | 2 | | | | | | | |
| 25 | 1 | 1W3981-15630 | RUBBER | 1 | | | | | | | |
| 26 | 1 | 1W0101-00655 | BOLT | 1 | | | | | | | |
| 27 | 1 | 1W3340-11180 | STEERING CASE ASSY | 1 | | | | | | | |
| 28 | 1 | 1W3343-80050 | PLATE | 1 | | | | | | | |
| 29 | 1 | 26043-100202 | BOLT | 3 | | | | | | | |
| 30 | 1 | 1W3406-92570 | OIL HOSE | 1 | | | | | | | |
| 31 | 1 | 1W0108-00816 | BOLT | 1 | | | | | | | |

Fig.35. HYDRAULIC SYSTEM;OIL FILTER

(A)=GE22

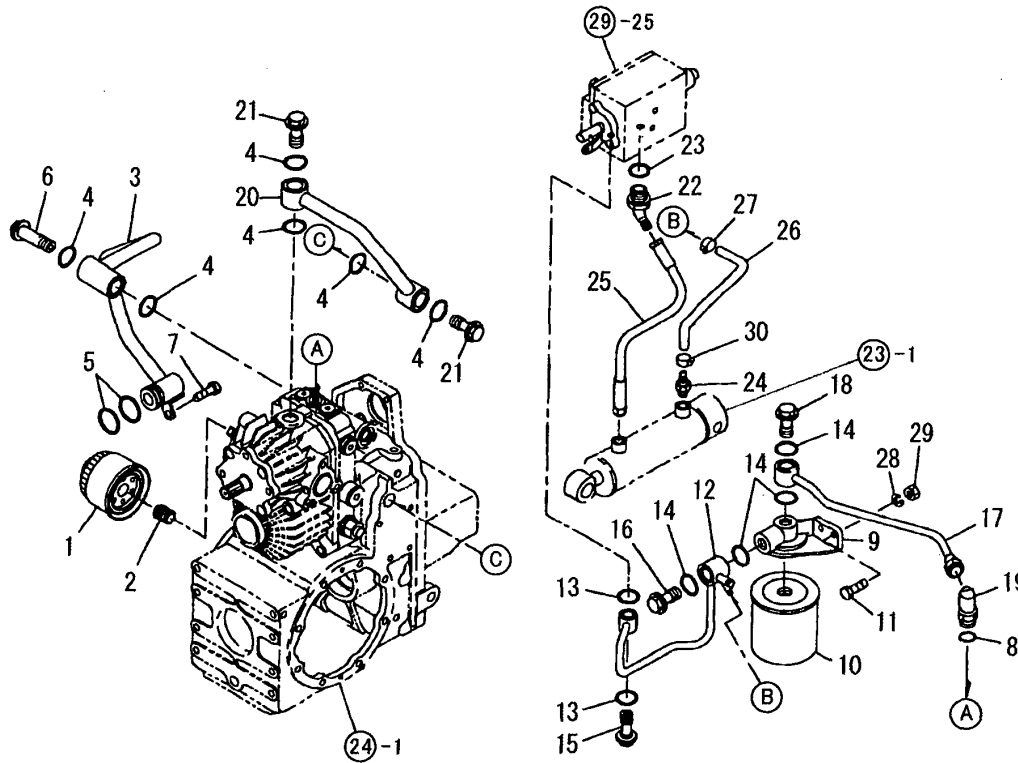
(B)=

(C)=

(D)=

(E)=

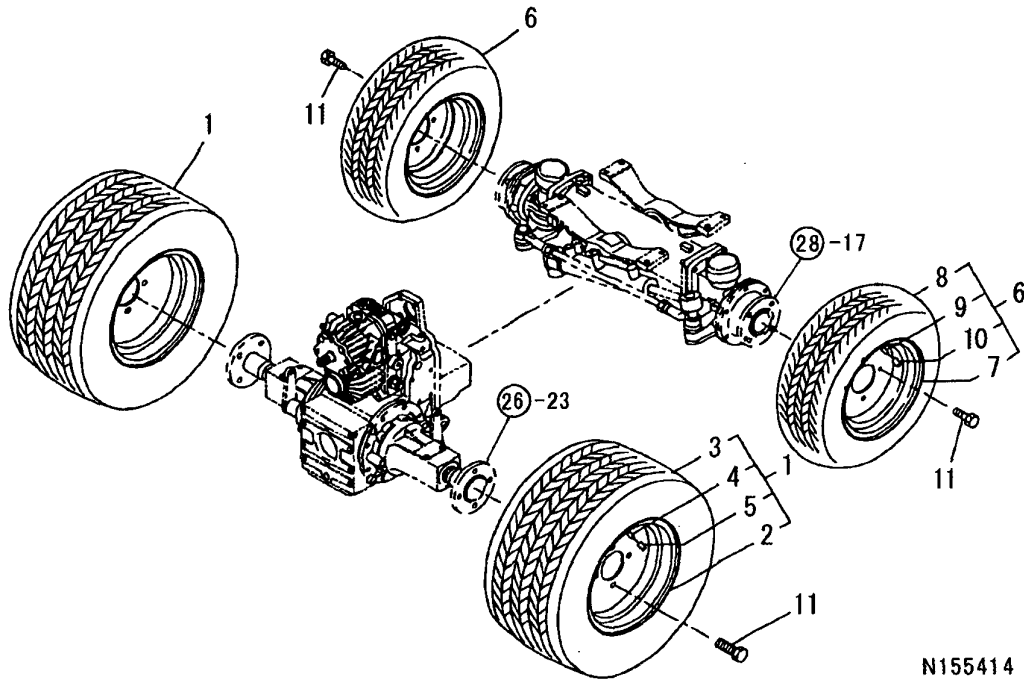
(F)=



N155413

| REF. | LEV. | PARTS NO. | DESCRIPTION | QTY | | | | | | I | R |
|------|------|--------------|------------------|-----|-----|-----|-----|-----|-----|---|---|
| | | | | (A) | (B) | (C) | (D) | (E) | (F) | | |
| 1 | 1 | 1W4545-20010 | OIL FILTER | 1 | | | | | | | |
| 2 | 1 | 1W4546-30010 | JOINT | 1 | | | | | | | |
| 3 | 1 | 1W3407-07650 | OIL PIPE | 1 | | | | | | | |
| 4 | 1 | 24321-000250 | O-RING 1A G-25.0 | 6 | | | | | | | |
| 5 | 1 | 24311-000250 | O-RING 1A P-25.0 | 2 | | | | | | | |
| 6 | 1 | 1W3984-81290 | EYE OR EYE BOLT | 1 | | | | | | | |
| 7 | 1 | 26014-080162 | BOLT M 8X 16 | 1 | | | | | | | |
| 8 | 1 | 24311-000140 | O-RING 1A P-14.0 | 3 | | | | | | | |
| 9 | 1 | 1W3405-60340 | FLANGE | 1 | | | | | | | |
| 10 | 1 | 1W3405-00890 | OIL FILTER | 1 | | | | | | | |
| 11 | 1 | 26116-080302 | BOLT 8X30 | 2 | | | | | | | |
| 12 | 1 | 1W3407-07710 | OIL PIPE | 1 | | | | | | | |
| 13 | 1 | 24311-000150 | O-RING 1A P-15.0 | 2 | | | | | | | |
| 14 | 1 | 24311-000200 | O-RING 1A P-20.0 | 4 | | | | | | | |
| 15 | 1 | 1W3984-81140 | EYE OR EYE BOLT | 1 | | | | | | | |
| 16 | 1 | 1W3984-81040 | EYE OR EYE BOLT | 1 | | | | | | | |
| 17 | 1 | 1W3407-07720 | OIL PIPE | 1 | | | | | | | |
| 18 | 1 | 1W3984-80240 | NIPPLE | 1 | | | | | | | |
| 19 | 1 | 1W4546-70080 | ADAPTOR | 1 | | | | | | | |
| 20 | 1 | 1W3407-07730 | OIL PIPE | 1 | | | | | | | |
| 21 | 1 | 198152-04690 | EYE OR EYE BOLT | 2 | | | | | | | |
| 22 | 1 | 1W3406-73470 | ADAPTOR | 1 | | | | | | | |
| 23 | 1 | 24311-000110 | O-RING 1A P-11.0 | 1 | | | | | | | |
| 24 | 1 | 1W3406-73820 | ADAPTOR | 1 | | | | | | | |
| 25 | 1 | 1W3406-90190 | OIL HOSE | 1 | | | | | | | |
| 26 | 1 | 1W3406-90260 | OIL HOSE | 1 | | | | | | | |
| 27 | 1 | 1W3987-56070 | BAND | 3 | | | | | | | |
| 28 | 1 | 22217-080000 | SPRING WASHER 8 | 2 | | | | | | | |
| 29 | 1 | 26717-080002 | NUT 8 | 2 | | | | | | | |
| 30 | 1 | 1W0672-00150 | CLAMP,HOSE | 1 | | | | | | | |

Fig.36. FRONT WHEELS,REAR WHEELS



N155414

0CNP3-G90800 36. FRONT WHEELS,REAR WHEELS

(A)=GE22

(B)=

(C)=

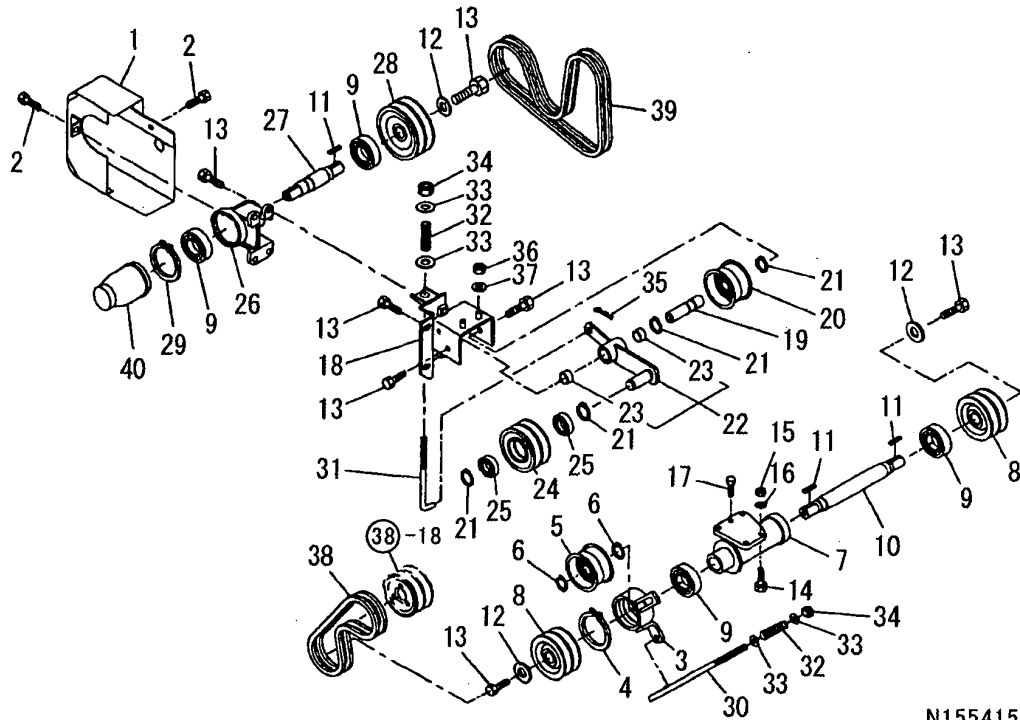
(D)=

(E)=

(F)=

| REF. | LEV. | PARTS NO. | DESCRIPTION | QTY | | | | | | I | R |
|------|------|--------------|------------------|-----|-----|-----|-----|-----|-----|---|---|
| | | | | (A) | (B) | (C) | (D) | (E) | (F) | | |
| 1 | 1 | 1W3360-35651 | FRONT WHEEL ASSY | 2 | | | | | | | |
| 2 | 2 | 1W3361-03361 | DISC WHEEL | 2 | | | | | | | |
| 3 | 2 | 1W3361-32601 | TIRE | 2 | | | | | | | |
| 4 | 2 | 1W3361-70010 | VALVE | 2 | | | | | | | |
| 5 | 2 | 1W3361-80030 | CAP | 2 | | | | | | | |
| 6 | 1 | 1W3360-19091 | REAR WHEEL ASSY | 2 | | | | | | | |
| 7 | 2 | 1W3361-03341 | DISC WHEEL | 2 | | | | | | | |
| 8 | 2 | 1W3361-32591 | TIRE | 2 | | | | | | | |
| 9 | 2 | 1W3361-70010 | VALVE | 2 | | | | | | | |
| 10 | 2 | 1W3361-80030 | CAP | 2 | | | | | | | |
| 11 | 1 | 1W0113-11225 | BOLT | 16 | | | | | | | |

Fig.37. POWER TAKE OFF;SIDE



N155415

(A)=GE22

(B)=

(C)=

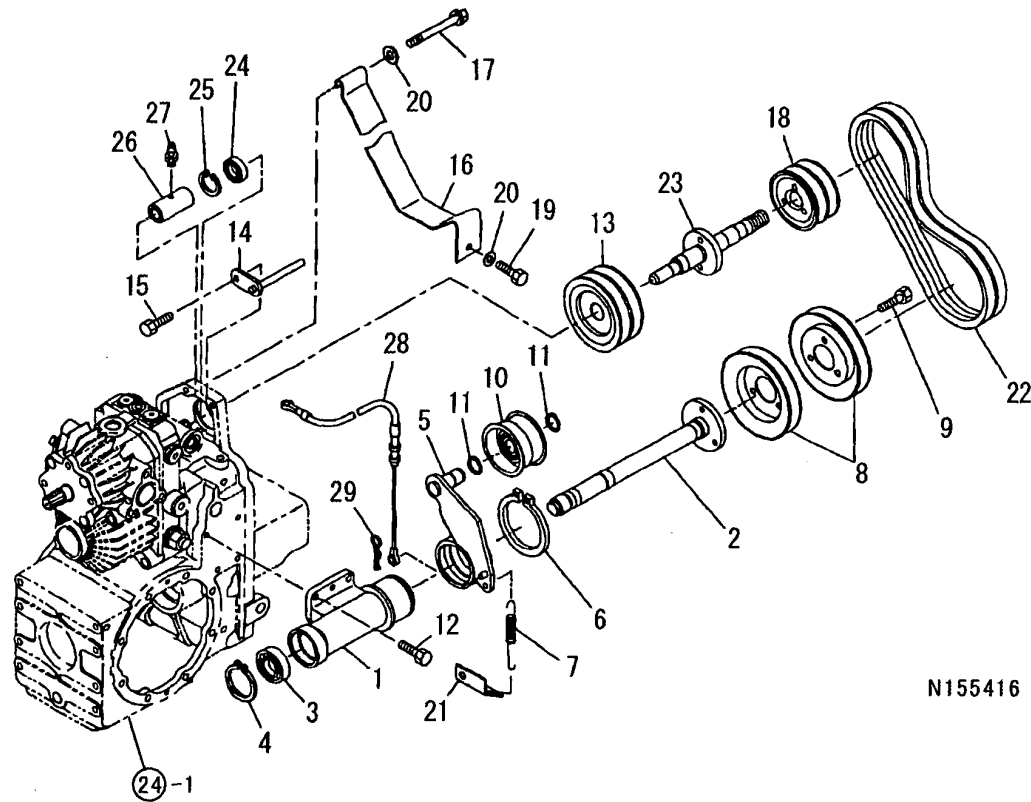
(D)=

(E)=

(F)=

| REF. | LEV. | PARTS NO. | DESCRIPTION | QTY | | | | | | I | R |
|------|------|--------------|----------------------|-----|-----|-----|-----|-----|-----|---|---|
| | | | | (A) | (B) | (C) | (D) | (E) | (F) | | |
| 1 | 1 | 1W3781-07170 | PLASSY.,BELT COVER | 1 | | | | | | | |
| 2 | 1 | 26014-080162 | BOLT M 8X 16 | 2 | | | | | | | |
| 3 | 1 | 1W3242-02661 | TENSION ARM | 1 | | | | | | | |
| 4 | 1 | 22242-000600 | CIRCLIP 60 | 1 | | | | | | | |
| 5 | 1 | 1W3997-60130 | TENSION ROLLER | 1 | | | | | | | |
| 6 | 1 | 22242-000120 | CIRCLIP 12 | 2 | | | | | | | |
| 7 | 1 | 1W3222-62520 | BEARING HOLDER | 1 | | | | | | | |
| 8 | 1 | 1W3986-80430 | PULLEY;B | 2 | | | | | | | |
| 9 | 1 | 24104-060054 | BALL BEARING | 4 | | | | | | | |
| 10 | 1 | 1W3225-71360 | PTO COUNT SHAFT | 1 | | | | | | | |
| 11 | 1 | 1W0341-00625 | KEY | 3 | | | | | | | |
| 12 | 1 | 1W0261-09013 | WASHER | 3 | | | | | | | |
| 13 | 1 | 26013-100202 | BOLT W/WASHER M10X20 | 11 | | | | | | | |
| 14 | 1 | 26116-080252 | BOLT M 8X 25 PLATED | 4 | | | | | | | |
| 15 | 1 | 26717-080002 | NUT 8 | 4 | | | | | | | |
| 16 | 1 | 22217-080000 | SPRING WASHER 8 | 4 | | | | | | | |
| 17 | 1 | 26013-080202 | BOLT W/WASHER M8X20 | 1 | | | | | | | |
| 18 | 1 | 1W3203-60250 | BRACKET | 1 | | | | | | | |
| 19 | 1 | 1W3225-60490 | SHAFT | 1 | | | | | | | |
| 20 | 1 | 1W4323-50180 | ROLLER | 1 | | | | | | | |
| 21 | 1 | 22242-000200 | CIRCLIP 20 | 4 | | | | | | | |
| 22 | 1 | 1W3240-20980 | TENTION ARM ASSY | 1 | | | | | | | |
| 23 | 2 | 1W3985-10960 | BUSH | 2 | | | | | | | |
| 24 | 1 | 1W3986-80450 | PULLEY;C | 1 | | | | | | | |
| 25 | 1 | 24104-060044 | BALL BEARING | 2 | | | | | | | |
| 26 | 1 | 1W3222-62740 | BEARING HOLDER | 1 | | | | | | | |
| 27 | 1 | 1W3225-90810 | P.T.O SHAFT | 1 | | | | | | | |
| 28 | 1 | 1W3986-80470 | PULLEY;D | 1 | | | | | | | |
| 29 | 1 | 22242-000250 | CIRCLIP 25S | 1 | | | | | | | |
| 30 | 1 | 1W3585-10851 | ROD | 1 | | | | | | | |
| 31 | 1 | 1W3585-10751 | ROD | 1 | | | | | | | |
| 32 | 1 | 1W4982-21110 | SPRING | 2 | | | | | | | |
| 33 | 1 | 22137-100000 | WASHER 10,POLISHED | 4 | | | | | | | |
| 34 | 1 | 1W0223-00010 | NUT | 2 | | | | | | | |
| 35 | 1 | 1W0301-03225 | SPLIT PIN | 2 | | | | | | | |
| 36 | 1 | 26717-100002 | NUT M10 | 2 | | | | | | | |
| 37 | 1 | 22217-100000 | SPRING WASHER 10 | 2 | | | | | | | |
| 38 | 1 | 1W0805-29126 | V-BELT | 2 | | | | | | | |
| 39 | 1 | 25123-003901 | V-BELT | 2 | | | | | | | |
| 40 | 1 | 1W3781-10021 | GUARD | 1 | | | | | | | |

Fig.38. POWER TAKE OFF;FRONT



N155416

OCNP3-G90800 38. POWER TAKE OFF;FRONT

(A)=GE22

(B)=

(C)=

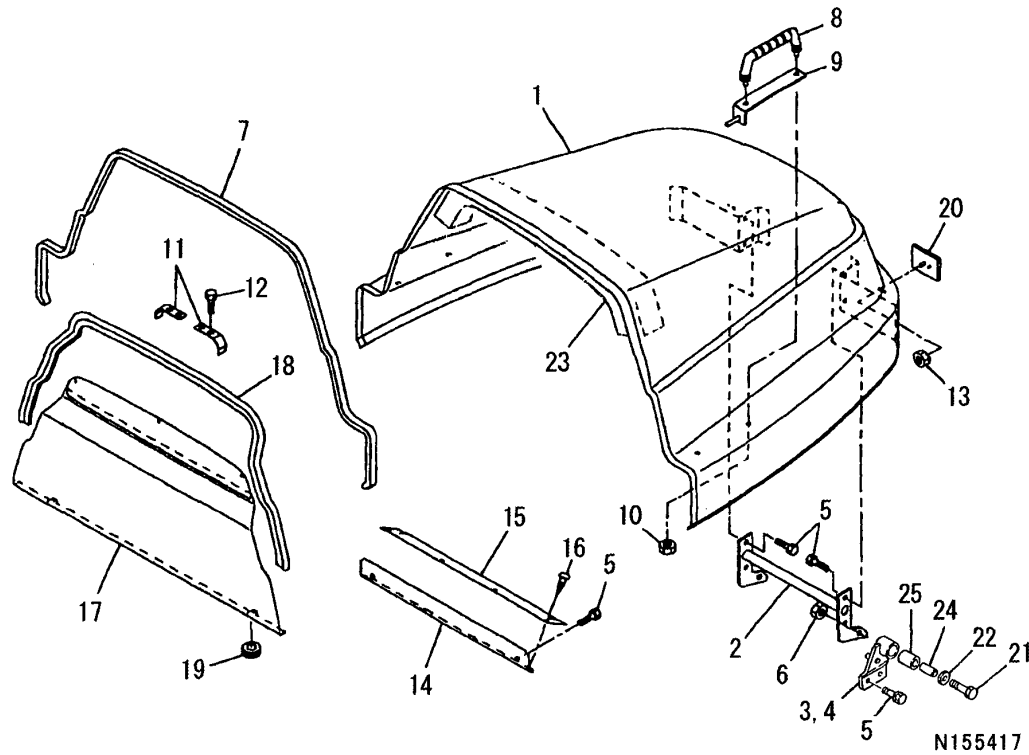
(D)=

(E)=

(F)=

| REF. | LEV. | PARTS NO. | DESCRIPTION | QTY | | | | | | I | R |
|------|------|--------------|---------------------|-----|-----|-----|-----|-----|-----|---|---|
| | | | | (A) | (B) | (C) | (D) | (E) | (F) | | |
| 1 | 1 | 1W3222-62520 | BEARING HOLDER | 1 | | | | | | | |
| 2 | 1 | 1W3225-90770 | P.T.O SHAFT | 1 | | | | | | | |
| 3 | 1 | 24104-060054 | BALL BEARING | 2 | | | | | | | |
| 4 | 1 | 22242-000250 | CIRCLIP 25S | 1 | | | | | | | |
| 5 | 1 | 1W3242-02640 | SHIFT ARM | 1 | | | | | | | |
| 6 | 1 | 22242-000600 | CIRCLIP 60 | 1 | | | | | | | |
| 7 | 1 | 1W3982-12450 | SPRING | 1 | | | | | | | |
| 8 | 1 | 1W3986-80390 | PULLEY | 2 | | | | | | | |
| 9 | 1 | 26013-080162 | BOLT W/WASHER M8X16 | 3 | | | | | | | |
| 10 | 1 | 1W4323-50180 | ROLLER | 1 | | | | | | | |
| 11 | 1 | 22242-000200 | CIRCLIP 20 | 2 | | | | | | | |
| 12 | 1 | 26013-080252 | BOLT M 8X 25 | 4 | | | | | | | |
| 13 | 1 | 1W3986-80380 | PULLEY | 1 | | | | | | | |
| 14 | 1 | 1W3996-00710 | PIN | 1 | | | | | | | |
| 15 | 1 | 26013-080162 | BOLT W/WASHER M8X16 | 1 | | | | | | | |
| 16 | 1 | 1W3781-06240 | GUARD | 1 | | | | | | | |
| 17 | 1 | 26013-080602 | BOLT M8X60 | 1 | | | | | | | |
| 18 | 1 | 1W3986-80410 | PULLEY;A | 1 | | | | | | | |
| 19 | 1 | 26013-080162 | BOLT W/WASHER M8X16 | 1 | | | | | | | |
| 20 | 1 | 22137-080000 | WASHER 8, POLISHED | 2 | | | | | | | |
| 21 | 1 | 1W3995-68640 | PLATE | 1 | | | | | | | |
| 22 | 1 | 1W0805-29119 | V-BELT | 2 | | | | | | | |
| 23 | 1 | 1W3225-13620 | DRIVE SHAFT | 1 | | | | | | | |
| 24 | 1 | 24104-063034 | BALL BEARING | 1 | | | | | | | |
| 25 | 1 | 22252-000470 | CIRCLIP 47 | 1 | | | | | | | |
| 26 | 1 | 1W3226-13050 | COUPLING | 1 | | | | | | | |
| 27 | 1 | 24761-010000 | NIPPLE M6F, GREASE | 1 | | | | | | | |
| 28 | 1 | 1W3127-00640 | WIRE | 1 | | | | | | | |
| 29 | 1 | 22417-200200 | COTTER PIN 2.0X20 | 1 | | | | | | | |

Fig.39. BONNET



(A)=GE22

(B)=

(C)=

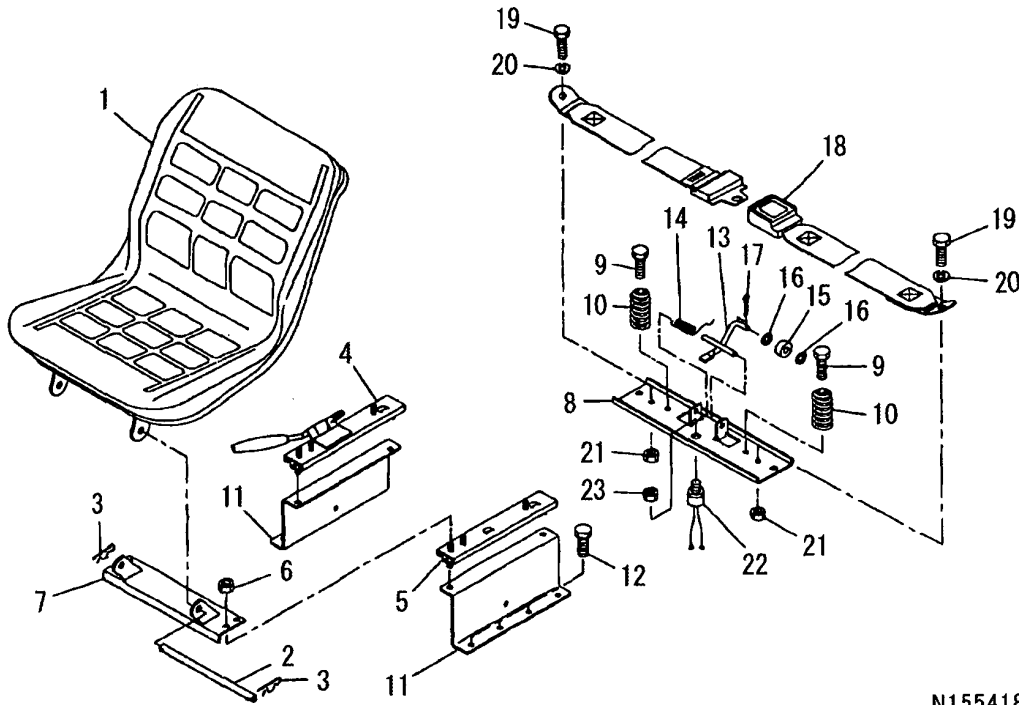
(D)=

(E)=

(F)=

| REF. | LEV. | PARTS NO. | DESCRIPTION | QTY | | | | | | I | R |
|------|------|--------------|---------------------|-----|-----|-----|-----|-----|-----|---|---|
| | | | | (A) | (B) | (C) | (D) | (E) | (F) | | |
| 1 | 1 | 1W3501-03940 | BONNET | 1 | | | | | | | |
| 2 | 1 | 1W3505-02710 | BONNET SUPPORT; | 1 | | | | | | | |
| 3 | 1 | 1W3505-02721 | BONNET SUPPORT; | 1 | | | | | | | |
| 4 | 1 | 1W3505-02731 | BONNET SUPPORT; | 1 | | | | | | | |
| 5 | 1 | 26013-080162 | BOLT W/WASHER M8X16 | 10 | | | | | | | |
| 6 | 1 | 26717-100002 | NUT M10 | 2 | | | | | | | |
| 7 | 1 | 1W3981-20840 | RUBBER;TRIM | 1 | | | | | | | |
| 8 | 1 | 1W3981-80671 | GRIP | 2 | | | | | | | |
| 9 | 1 | 1W3508-51590 | BRACKET | 2 | | | | | | | |
| 10 | 1 | 26367-080002 | U-NUT M 8 | 4 | | | | | | | |
| 11 | 1 | 1W3982-15550 | SPRING | 2 | | | | | | | |
| 12 | 1 | 1W0108-00612 | BOLT | 4 | | | | | | | |
| 13 | 1 | 26367-060002 | NUT M 6 | 2 | | | | | | | |
| 14 | 1 | 1W3103-53140 | PLATE | 1 | | | | | | | |
| 15 | 1 | 1W3981-20810 | RUBBER | 1 | | | | | | | |
| 16 | 1 | 1W3983-40240 | CLIP | 4 | | | | | | | |
| 17 | 1 | 1W3781-06640 | GUARD | 1 | | | | | | | |
| 18 | 1 | 1W3981-20850 | RUBBER | 1 | | | | | | | |
| 19 | 1 | 1W3981-15130 | RUBBER | 2 | | | | | | | |
| 20 | 1 | 1W3851-50200 | REFLECTOR | 2 | | | | | | | |
| 21 | 1 | 26116-100552 | BOLT M10X 55 PLATED | 2 | | | | | | | |
| 22 | 1 | 22137-100000 | WASHER 10,POLISHED | 2 | | | | | | | |
| 23 | 1 | 1W3981-35160 | SPONGE | 1 | | | | | | | |
| 24 | 1 | 1W3992-35760 | COLLAR | 2 | | | | | | | |
| 25 | 1 | 1W3981-21440 | RUBBER | 2 | | | | | | | |

Fig.40. OPERATOR SEAT



N155418

(A)=GE22

(B)=

(C)=

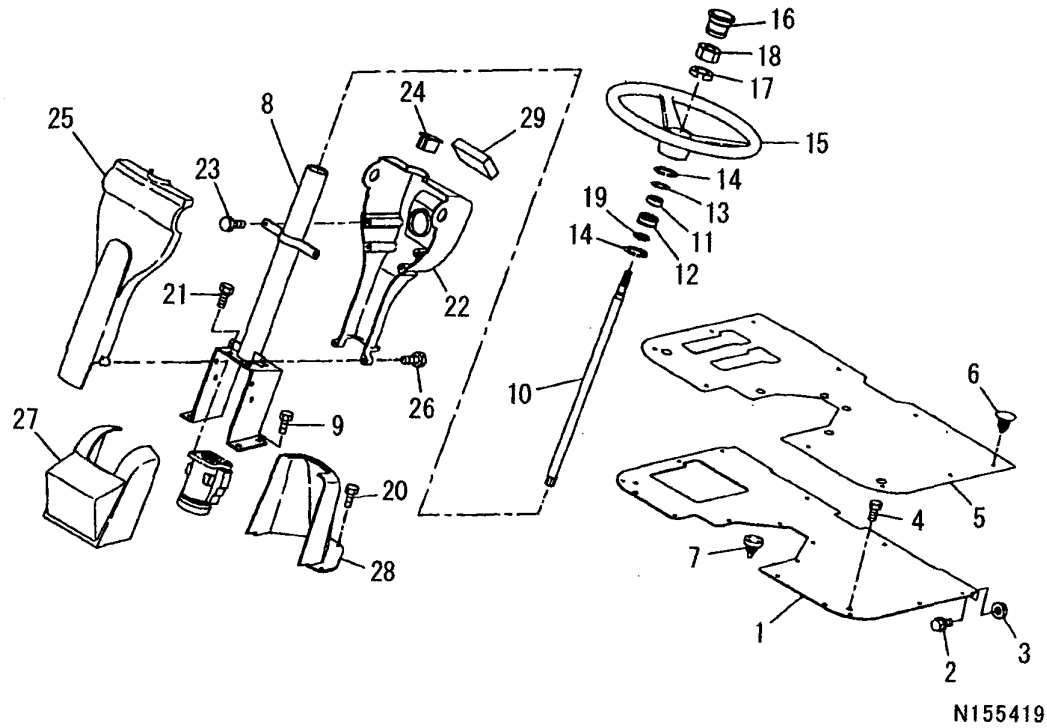
(D)=

(E)=

(F)=

| REF. | LEV. | PARTS NO. | DESCRIPTION | QTY | | | | | | I | R |
|------|------|--------------|---------------------|-----|-----|-----|-----|-----|-----|---|---|
| | | | | (A) | (B) | (C) | (D) | (E) | (F) | | |
| 1 | 1 | 1W3557-00470 | SEAT | 1 | | | | | | | |
| 2 | 1 | 1W3996-11560 | PIN | 1 | | | | | | | |
| 3 | 1 | 1W0311-00012 | PIN, SNAP | 2 | | | | | | | |
| 4 | 1 | 1W4647-50140 | ADJUSTER L | 1 | | | | | | | |
| 5 | 1 | 1W4647-50150 | ADJUSTER R | 1 | | | | | | | |
| 6 | 1 | 26367-080002 | U-NUT M 8 | 10 | | | | | | | |
| 7 | 1 | 1W3557-52180 | BRACKET;FRONT | 1 | | | | | | | |
| 8 | 1 | 1W3557-52200 | BRACKET;REAR | 1 | | | | | | | |
| 9 | 1 | 1W0108-10820 | BOLT | 2 | | | | | | | |
| 10 | 1 | 1W3982-15560 | SPRING;SEAT | 2 | | | | | | | |
| 11 | 1 | 1W3557-61790 | BRACKET;LOW | 2 | | | | | | | |
| 12 | 1 | 1W0108-10820 | BOLT | 4 | | | | | | | |
| 13 | 1 | 1W3584-00060 | SWITCH LEVER;SEAT | 1 | | | | | | | |
| 14 | 1 | 1W3982-15540 | SPRING;TORQU | 1 | | | | | | | |
| 15 | 1 | 1W4985-10650 | BUSHING | 1 | | | | | | | |
| 16 | 1 | 22137-080000 | WASHER 8, POLISHED | 2 | | | | | | | |
| 17 | 1 | 22417-200200 | COTTER PIN 2.0X20 | 2 | | | | | | | |
| 18 | 1 | 1W3558-50030 | SEAT BELT | 1 | | | | | | | |
| 19 | 1 | 26116-100202 | BOLT M10X 20 PLATED | 2 | | | | | | | |
| 20 | 1 | 22217-100000 | SPRING WASHER 10 | 2 | | | | | | | |
| 21 | 1 | 26717-100002 | NUT M10 | 2 | | | | | | | |
| 22 | 1 | 1W3852-00730 | SWITCH ASSY | 1 | | | | | | | |
| 23 | 1 | 26777-140002 | LOCK NUT M14 | 1 | | | | | | | |

Fig.41. STEERING,DASH BOARD AND STEP



OCNP3-G90800 41. STEERING,DASH BOARD AND STEP

(A)=GE22

(B)=

(C)=

(D)=

(E)=

(F)=

| REF. | LEV. | PARTS NO. | DESCRIPTION | QTY | | | | | | I | R |
|------|------|--------------|----------------------|-----|-----|-----|-----|-----|-----|---|---|
| | | | | (A) | (B) | (C) | (D) | (E) | (F) | | |
| 1 | 1 | 1W3556-05050 | STEP | 1 | | | | | | | |
| 2 | 1 | 1W0108-00816 | BOLT | 4 | | | | | | | |
| 3 | 1 | 26367-080002 | U-NUT M 8 | 4 | | | | | | | |
| 4 | 1 | 1W0108-00816 | BOLT | 2 | | | | | | | |
| 5 | 1 | 1W3981-20830 | FLOORMTT | 1 | | | | | | | |
| 6 | 1 | 1W3983-40240 | CLIP | 3 | | | | | | | |
| 7 | 1 | 1W3981-10110 | RUBBER | 6 | | | | | | | |
| 8 | 1 | 1W3344-50910 | SET PLATE | 1 | | | | | | | |
| 9 | 1 | 26013-100202 | BOLT W/WASHER M10X20 | 4 | | | | | | | |
| 10 | 1 | 1W3341-10310 | STEERING SHAFT | 1 | | | | | | | |
| 11 | 1 | 24104-060034 | BALL BEARING | 1 | | | | | | | |
| 12 | 1 | 1W3981-15510 | RUBBER | 1 | | | | | | | |
| 13 | 1 | 1W3992-11550 | SPACER | 1 | | | | | | | |
| 14 | 1 | 22252-000420 | CIRCLIP 42 | 2 | | | | | | | |
| 15 | 1 | 1W3343-10190 | STEERING WHEEL | 1 | | | | | | | |
| 16 | 1 | 1W3343-20150 | HANDLE CAP | 1 | | | | | | | |
| 17 | 1 | 22217-120000 | SPRING WASHER | 1 | | | | | | | |
| 18 | 1 | 26737-120002 | NUT M12 | 1 | | | | | | | |
| 19 | 1 | 22242-000170 | CIRCLIP 17 | 1 | | | | | | | |
| 20 | 1 | 1W0108-00616 | BOLT | 4 | | | | | | | |
| 21 | 1 | 26043-100202 | BOLT | 3 | | | | | | | |
| 22 | 1 | 1W3507-11750 | DASH BOARD;REAR | 1 | | | | | | | |
| 23 | 1 | 1W0108-00616 | BOLT | 2 | | | | | | | |
| 24 | 1 | 1W3858-30090 | CAP | 1 | | | | | | | |
| 25 | 1 | 1W3507-11740 | DASH BOARD;FRONT | 1 | | | | | | | |
| 26 | 1 | 1W0111-09012 | BOLT | 4 | | | | | | | |
| 27 | 1 | 1W3503-20380 | LOWER COVER;FRONT | 1 | | | | | | | |
| 28 | 1 | 1W3503-20390 | LOWER COVER;REAR | 1 | | | | | | | |
| 29 | 1 | 1W3850-40970 | METER ASSY | 1 | | | | | | | |

Fig.42. FENDER & ROPS

(A)=GE22

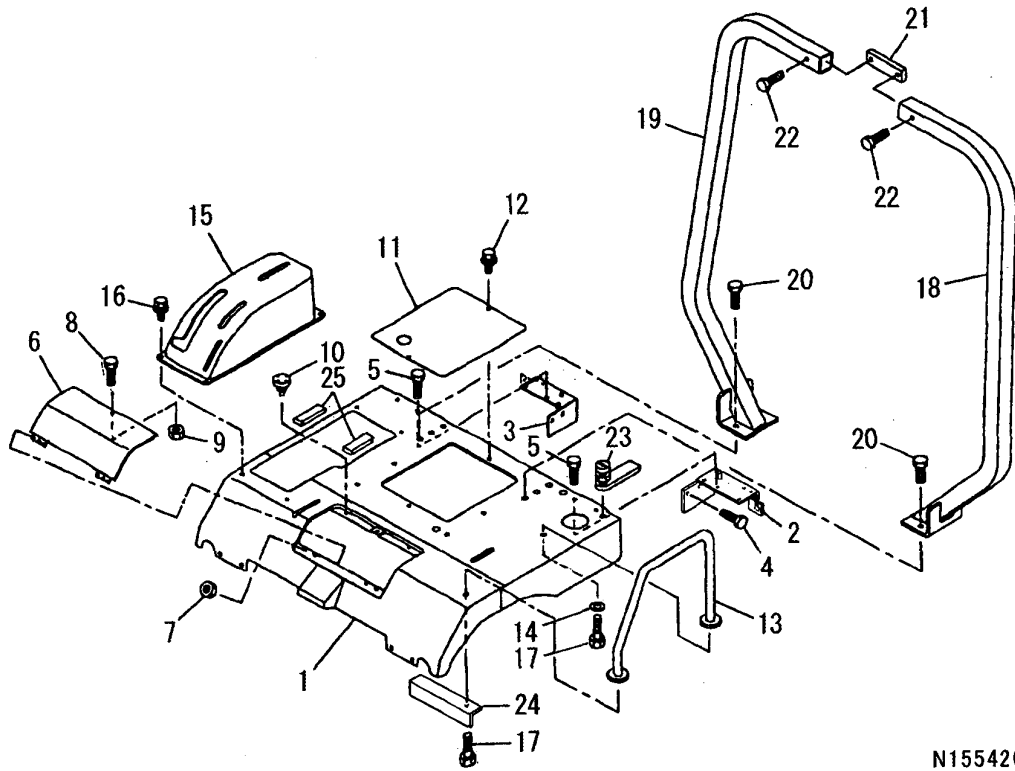
(B)=

(C)=

(D)=

(E)=

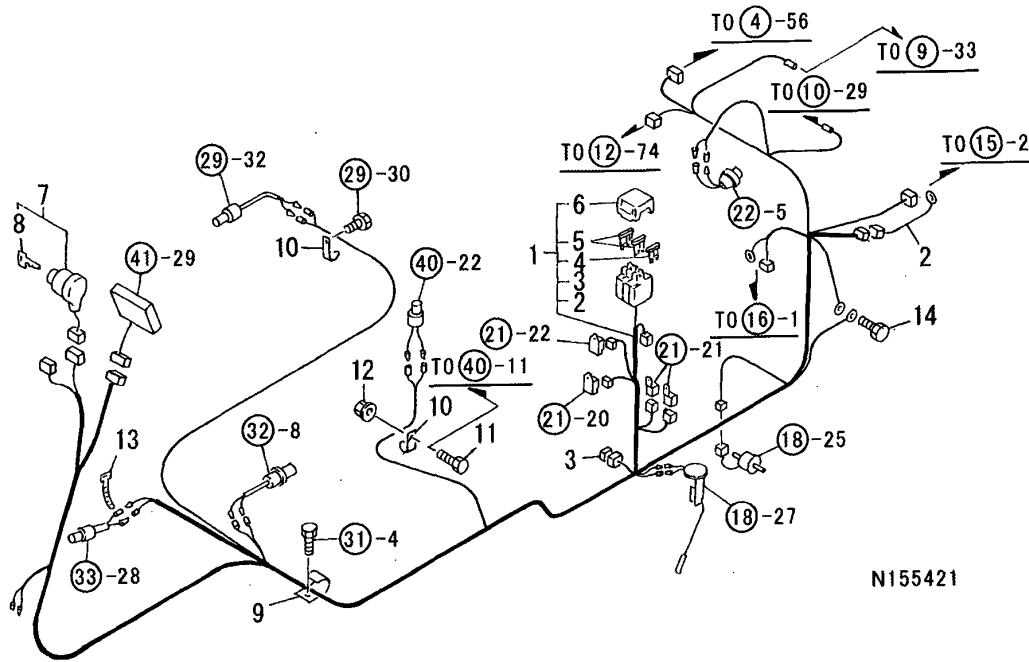
(F)=



N155420

| REF. | LEV. | PARTS NO. | DESCRIPTION | QTY | | | | | | I | R |
|------|------|--------------|----------------------|-----|-----|-----|-----|-----|-----|---|---|
| | | | | (A) | (B) | (C) | (D) | (E) | (F) | | |
| 1 | 1 | 1W3551-05660 | PL.ASSY.,FENDER | 1 | | | | | | | |
| 2 | 1 | 1W3553-02780 | FENDER BRACKET;L | 1 | | | | | | | |
| 3 | 1 | 1W3553-02790 | FENDER BRACKET;R | 1 | | | | | | | |
| 4 | 1 | 26013-100162 | BOLT M10X 16 | 4 | | | | | | | |
| 5 | 1 | 1W0108-00816 | BOLT | 4 | | | | | | | |
| 6 | 1 | 1W3507-56040 | PL.ASSY.,COVER | 1 | | | | | | | |
| 7 | 1 | 26367-040002 | NUT 4 | 4 | | | | | | | |
| 8 | 1 | 1W0108-00816 | BOLT | 1 | | | | | | | |
| 9 | 1 | 1W0223-00008 | U-NUT | 1 | | | | | | | |
| 10 | 1 | 1W3981-10110 | RUBBER | 2 | | | | | | | |
| 11 | 1 | 1W3507-65410 | COVER | 1 | | | | | | | |
| 12 | 1 | 1W0108-09007 | BOLT M8X14,FLANGE HD | 2 | | | | | | | |
| 13 | 1 | 1W3559-00080 | ARM | 1 | | | | | | | |
| 14 | 1 | 1W0261-09013 | WASHER | 1 | | | | | | | |
| 15 | 1 | 1W3241-81250 | LEVER GUIDE | 1 | | | | | | | |
| 16 | 1 | 1W0108-09007 | BOLT M8X14,FLANGE HD | 4 | | | | | | | |
| 17 | 1 | 26013-100202 | BOLT W/WASHER M10X20 | 2 | | | | | | | |
| 18 | 1 | 1W3783-07660 | PL.ASSY.,FRAME LH | 1 | | | | | | | |
| 19 | 1 | 1W3783-08670 | PL.ASSY.,FRAME RH | 1 | | | | | | | |
| 20 | 1 | 26013-120302 | BOLT W/WASHER M12X30 | 4 | | | | | | | |
| 21 | 1 | 1W3783-13420 | FRAME;COUPLING | 1 | | | | | | | |
| 22 | 1 | 26013-100302 | BOLT M10X 30 | 2 | | | | | | | |
| 23 | 1 | 1W3983-30390 | PANEL LATCH | 1 | | | | | | | |
| 24 | 1 | 1W3551-71770 | FENDER SET PLATE | 1 | | | | | | | |
| 25 | 1 | 1W3981-34870 | SPONGE | 2 | | | | | | | |

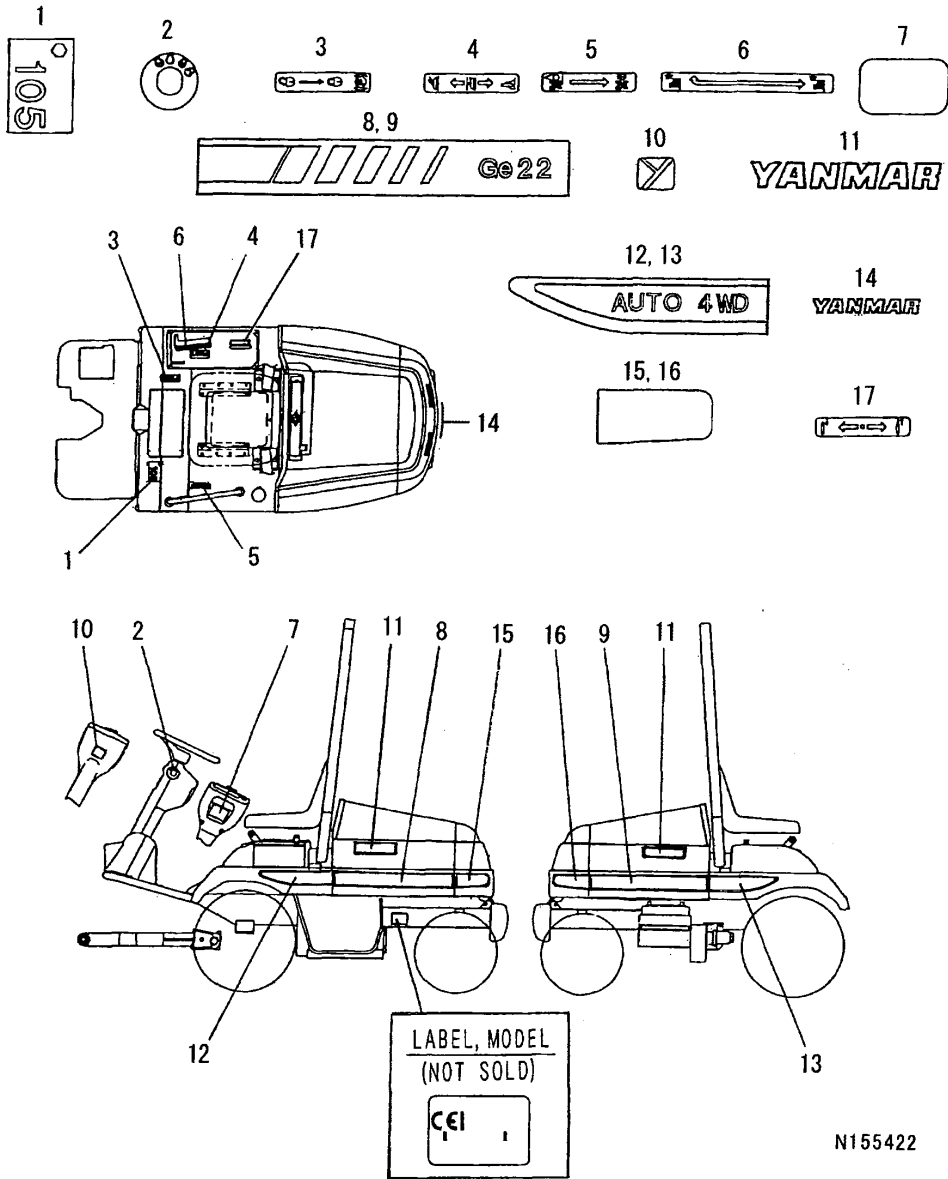
Fig.43. WIRING



(A)=GE22 (D)=
 (B)= (E)=
 (C)= (F)=

| REF. | LEV. | PARTS NO. | DESCRIPTION | QTY | | | | | | I | R |
|------|------|--------------|----------------------|-----|-----|-----|-----|-----|-----|---|---|
| | | | | (A) | (B) | (C) | (D) | (E) | (F) | | |
| 1 | 1 | 1W3856-11570 | WIRE HARNESS | 1 | | | | | | | |
| 2 | 2 | 1W3856-03370 | WIRE HARNESS | 1 | | | | | | | |
| 3 | 2 | 1W3856-20380 | CONNECTOR,DIODE | 1 | | | | | | | |
| 4 | 2 | 1W3854-10070 | FUSE | 1 | | | | | | | |
| 5 | 2 | 1W3854-10090 | FUSE-15A ;BLADE-TYPE | 2 | | | | | | | |
| 6 | 2 | 1W3854-30022 | FUSE COVER | 1 | | | | | | | |
| 7 | 1 | 1W3852-02110 | SWITCH ASSY | 1 | | | | | | | |
| 8 | 2 | 1W3852-10280 | KEY | 1 | | | | | | | |
| 9 | 1 | 1W3991-12980 | CLAMP | 1 | | | | | | | |
| 10 | 1 | 1W3991-11960 | CLAMP | 2 | | | | | | | |
| 11 | 1 | 1W0108-00616 | BOLT | 1 | | | | | | | |
| 12 | 1 | 26367-060002 | NUT M 6 | 1 | | | | | | | |
| 13 | 1 | 1W3987-50150 | BAND | 1 | | | | | | | |
| 14 | 1 | 1W0115-11016 | BOLT | 1 | | | | | | | |

Fig.44. LABEL



(A)=GE22

(B)=

(C)=

(D)=

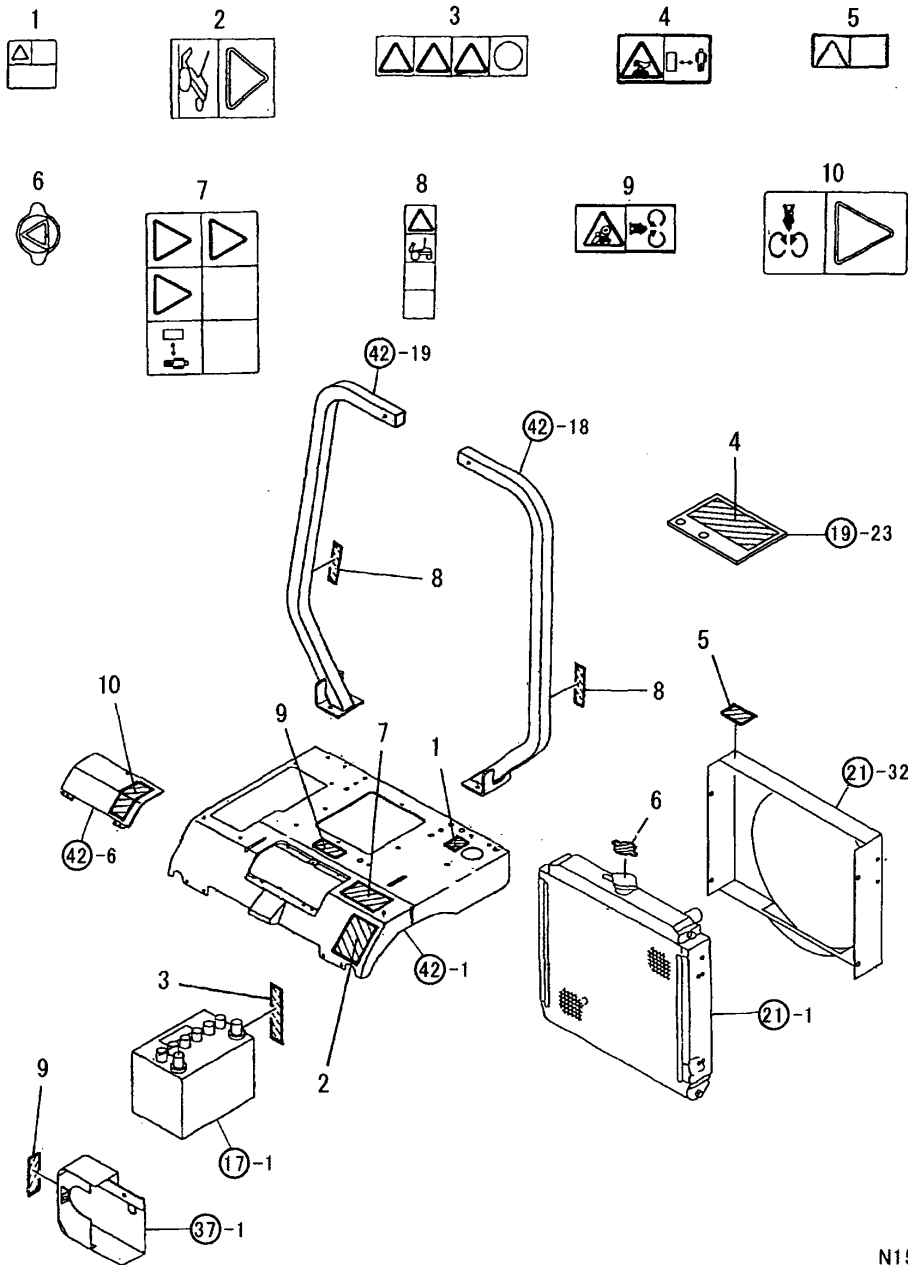
(E)=

(F)=

| REF. | LEV. | PARTS NO. | DESCRIPTION | QTY | | | | | | I | R |
|------|------|--------------|----------------------|-----|-----|-----|-----|-----|-----|---|---|
| | | | | (A) | (B) | (C) | (D) | (E) | (F) | | |
| 1 | 1 | 1A7080-92210 | SOUND LEVEL MARK | 1 | | | | | | | |
| 2 | 1 | 1W3901-97720 | CAUTION PLATE;KEY SW | 1 | | | | | | | |
| 3 | 1 | 1W3901-97710 | CAUTION PLATE;PARK | 1 | | | | | | | |
| 4 | 1 | 1W3903-72400 | INDICATING MARK | 1 | | | | | | | |
| 5 | 1 | 1W3901-73610 | INDICATING PLATE;4WD | 1 | | | | | | | |
| 6 | 1 | 1W3901-73600 | INDICATING PLATE;PTO | 1 | | | | | | | |
| 7 | 1 | 1W3901-98420 | CAUTION PLATE | 1 | | | | | | | |
| 8 | 1 | 1W3901-22420 | BONNET NAME PLATE;L | 1 | | | | | | | |
| 9 | 1 | 1W3901-22430 | BONNET NAME PLATE;R | 1 | | | | | | | |
| 10 | 1 | 1W3901-00841 | NAME PLATE | 1 | | | | | | | |
| 11 | 1 | 198124-65630 | MARK (YANMAR) | 2 | | | | | | | |
| 12 | 1 | 1W3901-22400 | BONNET NAME PLATE;L | 1 | | | | | | | |
| 13 | 1 | 1W3901-22410 | BONNET NAME PLATE;R | 1 | | | | | | | |
| 14 | 1 | 1C6720-95030 | MARK B,"YANMAR" | 1 | | | | | | | |
| 15 | 1 | 1W3901-22440 | BONNET NAME PLATE;L | 1 | | | | | | | |
| 16 | 1 | 1W3901-22450 | BONNET NAME PLATE;R | 1 | | | | | | | |
| 17 | 1 | 1W3903-72410 | INDICATING MARK | 1 | | | | | | | 1 |

Remarks
(1) OPTIONAL PART.

Fig.45. LABEL(SAFETY)



OCNP3-G90800 45. LABEL(SAFETY)

(A)=GE22
(B)=
(C)=

(D)=
(E)=
(F)=

| REF. | LEV. | PARTS NO. | DESCRIPTION | QTY | | | | | | I | R |
|------|------|--------------|---------------|-----|-----|-----|-----|-----|-----|---|---|
| | | | | (A) | (B) | (C) | (D) | (E) | (F) | | |
| 1 | 1 | 1W4909-92430 | CAUTION MARK | 1 | | | | | | | |
| 2 | 1 | 1W3901-96910 | CAUTION PLATE | 1 | | | | | | | |
| 3 | 1 | 1W4909-92480 | CAUTION MARK | 1 | | | | | | | |
| 4 | 1 | 1W4909-92440 | CAUTION MARK | 1 | | | | | | | |
| 5 | 1 | 1W4909-92470 | CAUTION MARK | 1 | | | | | | | |
| 6 | 1 | 1W4909-92490 | CAUTION MARK | 1 | | | | | | | |
| 7 | 1 | 1W4909-92450 | CAUTION MARK | 1 | | | | | | | |
| 8 | 1 | 1W3901-96900 | CAUTION PLATE | 2 | | | | | | | |
| 9 | 1 | 1W6903-60260 | CAUTION MARK | 2 | | | | | | | |
| 10 | 1 | 1W6903-60210 | CAUTION PLATE | 1 | | | | | | | |

N155423

Part Number Index

All parts are stipulated in the order of part numbers.

(Depending on the area in which the part is used.)

This index will display the location of the part according to each part number.

PARTS No. INDEX

| PARTS No. | Fig. | Ref.No. |
|--------------|------|---------|
| 101304-59020 | 14 | 1 |
| 102103-55520 | 14 | 8 |
| 104200-55321 | 14 | 14 |
| 104200-55330 | 14 | 15 |
| 104200-55750 | 14 | 17 |
| 104211-11370 | 4 | 21 |
| 104500-55710 | 14 | 11 |
| 105010-11230 | 4 | 32 |
| | | 36 |
| 105025-59550 | 13 | 50 |
| 105225-21501 | 8 | 11 |
| 105225-23200 | 8 | 30 |
| 105340-59190 | 14 | 2 |
| 105546-51330 | 11 | 24 |
| 110250-55610 | 14 | 9 |
| 114250-39450 | 9 | 33 |
| 114250-53130 | 13 | 10 |
| 114250-53400 | 13 | 12 |
| 114399-22300 | 8 | 23 |
| 118400-03060 | 4 | 49 |
| 119000-59560 | 13 | 51 |
| 119209-35030 | 9 | 30 |
| 119232-61510 | 12 | 29 |
| 119232-61540 | 12 | 45 |
| 119255-53100 | 13 | 6 |
| 119258-55621 | 14 | 6 |
| 119260-07900 | 4 | 2 |
| 119260-59520 | 13 | 48 |
| 119260-59530 | 13 | 49 |
| 119266-59501 | 13 | 42 |
| 119266-59540 | 13 | 46 |
| 119266-59570 | 13 | 43 |
| 119266-59580 | 13 | 44 |
| 119285-66080 | 12 | 54 |
| 119305-35150 | 9 | 28 |
| 119600-01050 | 1 | 9 |
| 119600-11450 | 4 | 22 |
| 119600-11460 | 4 | 23 |
| 119600-61100 | 12 | 6 |
| 119600-61200 | 12 | 7 |
| 119600-61541 | 12 | 46 |
| 119600-61900 | 12 | 52 |
| 119600-66020 | 12 | 69 |
| 119600-66840 | 12 | 112 |
| 119609-32040 | 9 | 16 |
| 119609-35000 | 9 | 15 |
| 119609-35300 | 9 | 18 |
| 119609-42320 | 10 | 10 |
| 119610-01490 | 2 | 16 |
| 119610-01590 | 2 | 1 |

| PARTS No. | Fig. | Ref.No. |
|--------------|------|---------|
| 119610-66700 | 12 | 79 |
| 119620-01200 | 1 | 23 |
| 119620-01530 | 12 | 75 |
| 119620-01620 | 3 | 1 |
| 119620-01800 | 2 | 4 |
| 119620-02020 | 1 | 11 |
| 119620-02450 | 7 | 4 |
| 119620-03020 | 4 | 45 |
| 119620-03031 | 4 | 46 |
| 119620-11110 | 4 | 15 |
| 119620-11120 | 4 | 16 |
| 119620-11180 | 4 | 17 |
| 119620-11200 | 4 | 25 |
| 119620-11240 | 4 | 26 |
| 119620-11260 | 4 | 29 |
| 119620-11280 | 4 | 30 |
| 119620-11310 | 4 | 48 |
| 119620-11350 | 4 | 41 |
| 119620-11801 | 4 | 8 |
| 119620-13101 | 6 | 1 |
| 119620-13110 | 6 | 2 |
| 119620-14100 | 7 | 7 |
| 119620-14200 | 7 | 1 |
| 119620-14401 | 7 | 2 |
| 119620-21941 | 8 | 10 |
| 119620-23910 | 8 | 28 |
| 119620-25102 | 7 | 11 |
| 119620-25912 | 7 | 13 |
| 119620-35093 | 9 | 31 |
| 119620-42021 | 10 | 13 |
| 119620-51101 | 11 | 3 |
| 119620-51170 | 11 | 6 |
| 119620-51180 | 11 | 7 |
| 119620-51190 | 11 | 8 |
| 119620-51250 | 11 | 9 |
| 119620-51300 | 11 | 21 |
| 119620-51340 | 11 | 25 |
| 119620-51350 | 11 | 26 |
| 119620-51370 | 11 | 27 |
| 119620-51450 | 11 | 28 |
| 119620-51461 | 11 | 29 |
| 119620-51510 | 11 | 31 |
| 119620-51650 | 11 | 33 |
| 119620-51660 | 11 | 34 |
| 119620-51670 | 11 | 35 |
| 119620-51680 | 11 | 36 |
| 119620-51700 | 11 | 37 |
| 119620-53000 | 13 | 2 |
| 119620-53080 | 13 | 5 |
| 119620-53120 | 13 | 9 |

| PARTS No. | Fig. | Ref.No. |
|--------------|------|---------|
| 119620-53140 | 13 | 11 |
| 119620-59700 | 13 | 52 |
| 119620-59811 | 13 | 30 |
| 119620-59821 | 13 | 34 |
| 119620-59831 | 13 | 38 |
| 119620-77380 | 16 | 9 |
| 119620-77440 | 16 | 12 |
| 119620-77450 | 16 | 24 |
| 119620-77461 | 16 | 2 |
| 119620-77471 | 16 | 3 |
| 119620-77490 | 16 | 27 |
| 119620-77710 | 16 | 17 |
| 119620-79200 | 16 | 5 |
| 119620-79210 | 16 | 6 |
| 119620-79220 | 16 | 7 |
| 119620-79230 | 16 | 8 |
| 119620-79240 | 16 | 10 |
| 119620-79250 | 16 | 11 |
| 119620-79260 | 16 | 13 |
| 119620-79290 | 16 | 18 |
| 119620-79300 | 16 | 19 |
| 119620-79310 | 16 | 20 |
| 119620-79320 | 16 | 21 |
| 119620-79330 | 16 | 22 |
| 119620-79340 | 16 | 25 |
| 119620-79350 | 16 | 23 |
| 119621-21680 | 8 | 8 |
| 119623-01250 | 1 | 10 |
| 119623-01340 | 1 | 24 |
| 119623-01950 | 2 | 27 |
| 119623-11100 | 4 | 14 |
| 119623-21700 | 8 | 1 |
| 119623-22500 | 8 | 19 |
| 119623-22950 | 8 | 35 |
| 119624-02410 | 1 | 21 |
| 119624-22082 | 8 | 17 |
| 119624-22900 | 8 | 33 |
| 119624-32040 | 2 | 6 |
| 119626-11000 | 4 | 5 |
| 119626-77011 | 15 | 2 |
| 119629-14580 | 7 | 3 |
| 119632-07900 | 4 | 57 |
| 119632-61200 | 12 | 16 |
| 119640-42290 | 10 | 15 |
| 119644-21200 | 8 | 5 |
| 119645-77820 | 4 | 56 |
| 119650-13620 | 6 | 14 |
| 119650-21650 | 8 | 9 |
| 119653-01540 | 3 | 6 |
| 119653-01900 | 2 | 13 |

| PARTS No. | Fig. | Ref.No. |
|--------------|------|---------|
| 119653-13540 | 6 | 9 |
| 119653-13610 | 6 | 10 |
| 119653-13650 | 6 | 15 |
| 119653-34800 | 9 | 13 |
| 119653-44740 | 10 | 17 |
| 119653-55650 | 14 | 19 |
| 119653-66050 | 12 | 70 |
| 119653-66500 | 12 | 74 |
| 119653-66900 | 12 | 113 |
| 119653-77040 | 15 | 38 |
| 119656-66910 | 12 | 114 |
| 119659-21590 | 8 | 12 |
| 119660-01510 | 2 | 19 |
| 119660-01551 | 2 | 22 |
| 119660-01562 | 2 | 23 |
| 119660-01570 | 2 | 24 |
| 119660-01821 | 7 | 17 |
| 119660-01911 | 2 | 5 |
| 119660-12101 | 5 | 1 |
| 119660-12111 | 5 | 2 |
| 119660-25022 | 7 | 9 |
| 119660-25052 | 7 | 10 |
| 119660-32001 | 9 | 1 |
| 119660-32020 | 9 | 11 |
| 119660-35102 | 9 | 17 |
| 119660-35113 | 9 | 27 |
| 119660-42007 | 10 | 1 |
| 119660-42350 | 10 | 16 |
| 119660-51500 | 11 | 30 |
| 119660-51530 | 11 | 32 |
| 119660-61052 | 12 | 20 |
| 119660-61060 | 12 | 4 |
| 119660-61071 | 12 | 5 |
| 119660-61121 | 12 | 13 |
| 119660-61140 | 12 | 14 |
| 119660-61150 | 12 | 15 |
| 119660-61300 | 12 | 11 |
| 119660-61341 | 12 | 12 |
| 119660-61460 | 12 | 21 |
| 119660-61590 | 12 | 51 |
| 119660-61651 | 12 | 47 |
| 119660-61901 | 12 | 53 |
| 119660-77330 | 16 | 29 |
| 119810-55340 | 14 | 16 |
| 119840-61870 | 12 | 67 |
| 121000-13201 | 6 | 8 |
| 121023-01550 | 2 | 12 |
| 121120-59990 | 14 | 23 |
| 121254-55510 | 14 | 7 |
| 121257-55720 | 14 | 12 |

PARTS No. INDEX

| PARTS No. | Fig. | Ref.No. |
|--------------|------|---------|
| 121257-55731 | 14 | 13 |
| 121450-01560 | 2 | 20 |
| 121450-42450 | 10 | 27 |
| 121450-44531 | 21 | 10 |
| 121465-59950 | 12 | 3 |
| 121468-44510 | 21 | 9 |
| 121468-44540 | 21 | 11 |
| 121470-44581 | 21 | 13 |
| 121520-01851 | 2 | 25 |
| 121520-01860 | 2 | 26 |
| 121520-34810 | 9 | 14 |
| 121550-49111 | 10 | 26 |
| 121575-66830 | 12 | 111 |
| 124060-21600 | 8 | 16 |
| 124066-59100 | 13 | 47 |
| 124085-02220 | 3 | 4 |
| 124101-49531 | 10 | 21 |
| 124160-01650 | 4 | 58 |
| 124160-01751 | 2 | 39 |
| | 4 | 50 |
| 124160-11340 | 4 | 19 |
| 124160-11360 | 4 | 53 |
| 124250-49351 | 10 | 29 |
| 124450-44560 | 21 | 12 |
| 124465-44950 | 10 | 28 |
| 124550-66370 | 12 | 73 |
| 124766-59050 | 14 | 21 |
| 124950-11340 | 4 | 20 |
| 124950-21230 | 8 | 13 |
| 129052-77201 | 16 | 1 |
| 129052-77421 | 16 | 4 |
| 129052-79270 | 16 | 14 |
| 129054-01640 | 3 | 7 |
| 129100-01580 | 8 | 2 |
| | 15 | 37 |
| 129100-61930 | 12 | 68 |
| 129150-35350 | 9 | 26 |
| 129150-49360 | 10 | 30 |
| 129150-59120 | 13 | 25 |
| 129150-59131 | 13 | 28 |
| 129150-59511 | 14 | 22 |
| 129155-51280 | 12 | 17 |
| 129155-61480 | 12 | 24 |
| 129155-61830 | 13 | 24 |
| 129155-77801 | 4 | 55 |
| 129210-59030 | 14 | 20 |
| 129350-49541 | 10 | 22 |
| 129350-49800 | 10 | 23 |
| 129428-61450 | 12 | 61 |
| 129450-44761 | 10 | 18 |

| PARTS No. | Fig. | Ref.No. |
|--------------|------|---------|
| 174307-51700 | 12 | 30 |
| 194440-51550 | 17 | 7 |
| 194990-22050 | 2 | 36 |
| | 12 | 2 |
| 198124-65630 | 44 | 11 |
| 198152-04690 | 35 | 21 |
| 1A7080-92210 | 44 | 1 |
| 1C6720-95030 | 44 | 14 |
| 1W0101-00655 | 34 | 26 |
| 1W0101-09206 | 19 | 14 |
| 1W0101-09265 | 20 | 9 |
| | 24 | 9 |
| 1W0101-09479 | 24 | 29 |
| 1W0101-10616 | 34 | 23 |
| 1W0101-10625 | 18 | 20 |
| 1W0101-10820 | 26 | 10 |
| 1W0104-01212 | 27 | 30 |
| | 28 | 29 |
| 1W0107-00625 | 25 | 18 |
| 1W0107-00816 | 20 | 6 |
| 1W0108-00612 | 39 | 12 |
| 1W0108-00616 | 18 | 26 |
| | 21 | 15 |
| | 41 | 20 |
| | | 23 |
| | 43 | 11 |
| 1W0108-00620 | 21 | 23 |
| 1W0108-00630 | 22 | 8 |
| 1W0108-00812 | 19 | 24 |
| | 21 | 17 |
| 1W0108-00814 | 19 | 20 |
| | | 22 |
| 1W0108-00816 | 22 | 7 |
| | 34 | 31 |
| | 41 | 2 |
| | | 4 |
| | 42 | 5 |
| | | 8 |
| 1W0108-09007 | 18 | 12 |
| | 42 | 12 |
| | | 16 |
| 1W0108-10820 | 40 | 9 |
| | | 12 |
| 1W0111-09012 | 41 | 26 |
| 1W0113-10610 | 24 | 17 |
| 1W0113-10616 | 34 | 20 |
| 1W0113-11225 | 36 | 11 |
| 1W0115-11016 | 19 | 8 |
| | 21 | 34 |
| | 43 | 14 |

| PARTS No. | Fig. | Ref.No. |
|--------------|------|---------|
| 1W0115-11020 | 19 | 7 |
| 1W0115-11075 | 24 | 28 |
| 1W0121-11255 | 20 | 2 |
| 1W0201-00006 | 18 | 21 |
| | 34 | 21 |
| 1W0201-09029 | 28 | 1 A |
| 1W0201-09079 | 25 | 4 |
| 1W0201-09113 | 21 | 26 |
| 1W0201-09125 | 32 | 38 |
| 1W0210-00016 | 27 | 47 |
| 1W0223-00008 | 18 | 6 |
| | 42 | 9 |
| 1W0223-00010 | 23 | 24 |
| | 37 | 34 |
| 1W0251-00008 | 24 | 10 |
| 1W0261-09013 | 37 | 12 |
| | 42 | 14 |
| 1W0261-09078 | 23 | 19 |
| 1W0261-09079 | 32 | 29 |
| 1W0261-09103 | 33 | 40 |
| 1W0301-03225 | 33 | 13 |
| | 37 | 35 |
| 1W0303-00630 | 25 | 22 |
| 1W0305-00616 | 24 | 12 |
| 1W0305-00620 | 27 | 52 |
| 1W0305-00820 | 26 | 3 |
| 1W0305-01025 | 24 | 4 |
| 1W0311-00012 | 40 | 3 |
| 1W0313-10835 | 29 | 17 |
| 1W0313-11020 | 33 | 11 |
| 1W0313-19017 | 23 | 13 |
| 1W0341-00625 | 37 | 11 |
| 1W0401-09034 | 26 | 19 |
| 1W0401-09041 | 26 | 12 |
| 1W0401-09054 | 27 | 4 |
| 1W0481-00020 | 30 | 6 |
| 1W0502-02245 | 28 | 25 |
| 1W0502-02342 | 26 | 21 |
| 1W0502-09073 | 27 | 8 |
| 1W0503-01165 | 27 | 35 |
| 1W0646-00016 | 24 | 5 |
| 1W0671-00038 | 21 | 7 |
| 1W0672-00078 | 18 | 23 |
| 1W0672-00130 | 18 | 17 |
| 1W0672-00150 | 35 | 30 |
| 1W0682-09125 | 18 | 22 |
| 1W0805-29119 | 38 | 22 |
| 1W0805-29126 | 37 | 38 |
| 1W1303-40110 | 18 | 30 |
| 1W1353-26194 | 22 | 2 |

| PARTS No. | Fig. | Ref.No. |
|--------------|------|---------|
| 1W1353-26196 | 22 | 4 |
| 1W1992-60040 | 25 | 6 |
| 1W1992-80490 | 25 | 9 |
| 1W1992-80630 | 26 | 27 |
| 1W1992-80640 | 26 | 28 |
| 1W1992-80650 | 26 | 29 |
| 1W1992-80750 | 26 | 13 |
| 1W1992-80760 | 26 | 14 |
| 1W1992-80770 | 26 | 15 |
| 1W1992-81030 | 27 | 9 |
| 1W1992-81040 | 27 | 10 |
| 1W1992-81050 | 27 | 11 |
| 1W1992-81210 | 25 | 7 |
| 1W1992-81220 | 25 | 8 |
| 1W3101-01040 | 21 | 1 |
| 1W3101-20250 | 21 | 16 |
| 1W3101-30190 | 21 | 25 |
| 1W3101-40760 | 21 | 8 |
| 1W3101-61640 | 21 | 5 |
| 1W3101-61650 | 21 | 6 |
| 1W3102-00180 | 21 | 3 |
| 1W3102-50170 | 21 | 32 |
| 1W3103-53110 | 21 | 18 |
| 1W3103-53140 | 39 | 14 |
| 1W3103-53150 | 21 | 33 |
| 1W3103-53170 | 21 | 19 |
| 1W3106-00580 | 19 | 3 |
| 1W3106-00600 | 19 | 4 |
| 1W3106-10420 | 19 | 1 |
| 1W3106-10430 | 19 | 2 |
| 1W3120-70701 | 29 | 8 |
| 1W3121-00931 | 29 | 1 |
| 1W3125-00501 | 29 | 4 |
| 1W3127-00640 | 38 | 28 |
| 1W3141-41091 | 19 | 13 |
| 1W3142-60190 | 19 | 23 |
| 1W3144-30600 | 19 | 17 |
| 1W3145-00890 | 22 | 1 |
| 1W3145-31180 | 22 | 3 |
| 1W3145-31182 | 22 | 5 |
| 1W3145-41470 | 22 | 9 |
| 1W3145-41480 | 22 | 10 |
| 1W3146-01490 | 22 | 6 |
| 1W3200-80100 | 25 | 10 |
| 1W3201-71530 | 25 | 29 |
| 1W3203-60250 | 37 | 18 |
| 1W3205-51570 | 31 | 2 |
| 1W3205-51593 | 31 | 1 |
| 1W3207-20240 | 20 | 5 |
| 1W3220-50980 | 26 | 1 |

PARTS No. INDEX

| PARTS No. | Fig. | Ref.No. |
|--------------|------|---------|
| 1W3221-16800 | 24 | 1 |
| 1W3221-16820 | 24 | 3 |
| 1W3221-16840 | 28 | 2 |
| 1W3221-16860 | 28 | 4 |
| 1W3221-16880 | 28 | 5 |
| 1W3221-40270 | 24 | 18 |
| 1W3221-40280 | 28 | 10 |
| 1W3221-40670 | 28 | 16 |
| 1W3222-13220 | 28 | 22 |
| 1W3222-62480 | 27 | 36 |
| 1W3222-62500 | 27 | 33 |
| 1W3222-62520 | 37 | 7 |
| | 38 | 1 |
| 1W3222-62740 | 37 | 26 |
| 1W3222-80230 | 20 | 11 |
| 1W3223-25420 | 24 | 22 |
| 1W3223-25430 | 24 | 23 |
| 1W3223-25440 | 25 | 1 |
| 1W3225-01100 | 25 | 11 |
| 1W3225-13470 | 25 | 28 |
| 1W3225-13480 | 24 | 19 |
| 1W3225-13620 | 38 | 23 |
| 1W3225-14030 | 28 | 11 |
| 1W3225-31520 | 24 | 21 |
| 1W3225-40930 | 27 | 3 |
| 1W3225-60490 | 37 | 19 |
| 1W3225-71360 | 37 | 10 |
| 1W3225-90770 | 38 | 2 |
| 1W3225-90810 | 37 | 27 |
| 1W3226-10140 | 25 | 30 |
| 1W3226-13050 | 38 | 26 |
| 1W3228-00102 | 24 | 27 |
| 1W3240-20980 | 37 | 22 |
| 1W3241-06590 | 33 | 35 |
| 1W3241-06600 | 29 | 14 |
| 1W3241-06610 | 25 | 21 |
| 1W3241-06620 | 25 | 24 |
| 1W3241-06630 | 32 | 21 |
| 1W3241-06640 | 32 | 28 |
| 1W3241-20980 | 32 | 3 |
| 1W3241-81250 | 42 | 15 |
| 1W3242-02640 | 38 | 5 |
| 1W3242-02650 | 33 | 33 |
| 1W3242-02661 | 37 | 3 |
| 1W3242-02680 | 29 | 16 |
| 1W3242-02690 | 32 | 1 |
| 1W3242-21050 | 25 | 20 |
| 1W3243-62070 | 33 | 36 |
| 1W3243-70050 | 25 | 19 |
| 1W3244-12290 | 25 | 17 |

| PARTS No. | Fig. | Ref.No. |
|--------------|------|---------|
| 1W3245-01170 | 33 | 32 |
| 1W3245-01180 | 29 | 22 |
| 1W3245-01190 | 32 | 6 |
| 1W3261-10940 | 26 | 2 |
| 1W3261-11020 | 27 | 12 |
| 1W3261-11030 | 27 | 19 |
| 1W3261-20730 | 27 | 2 |
| 1W3261-30591 | 26 | 6 |
| 1W3261-30620 | 27 | 13 |
| 1W3261-40211 | 27 | 14 |
| 1W3261-40380 | 26 | 4 |
| 1W3261-60030 | 26 | 5 |
| 1W3261-60060 | 27 | 15 |
| 1W3262-11420 | 27 | 24 |
| 1W3262-11430 | 27 | 25 |
| 1W3262-20390 | 26 | 16 |
| 1W3262-20400 | 26 | 17 |
| 1W3262-40290 | 27 | 28 |
| 1W3262-40560 | 28 | 7 |
| 1W3262-40570 | 28 | 12 |
| 1W3263-12081 | 26 | 23 |
| 1W3263-12101 | 26 | 24 |
| 1W3263-12120 | 28 | 17 |
| 1W3263-44430 | 27 | 1 |
| 1W3263-44780 | 30 | 1 |
| 1W3263-70730 | 28 | 13 |
| 1W3281-10210 | 30 | 2 |
| 1W3283-00510 | 30 | 5 |
| 1W3283-00520 | 30 | 10 |
| 1W3284-00540 | 33 | 4 |
| 1W3284-00550 | 33 | 5 |
| 1W3285-60350 | 30 | 3 |
| 1W3285-60380 | 30 | 4 |
| 1W3285-60390 | 30 | 9 |
| 1W3340-11180 | 34 | 27 |
| 1W3341-10310 | 41 | 10 |
| 1W3343-10190 | 41 | 15 |
| 1W3343-20150 | 41 | 16 |
| 1W3343-80050 | 34 | 28 |
| 1W3344-50910 | 41 | 8 |
| 1W3345-24970 | 27 | 43 |
| 1W3347-12020 | 28 | 30 |
| 1W3348-00360 | 32 | 37 |
| 1W3348-00420 | 32 | 36 |
| 1W3348-01360 | 28 | 31 |
| 1W3348-01390 | 28 | 32 |
| 1W3360-19091 | 36 | 6 |
| 1W3360-35651 | 36 | 1 |
| 1W3361-03341 | 36 | 7 |
| 1W3361-03361 | 36 | 2 |

| PARTS No. | Fig. | Ref.No. |
|--------------|------|---------|
| 1W3361-32591 | 36 | 8 |
| 1W3361-32601 | 36 | 3 |
| 1W3361-70010 | 36 | 4 |
| | | 9 |
| 1W3361-80030 | 36 | 5 |
| | | 10 |
| 1W3400-15971 | 29 | 25 |
| 1W3401-06500 | 32 | 13 |
| 1W3401-60490 | 29 | 26 |
| 1W3401-70680 | 21 | 27 |
| 1W3405-00890 | 35 | 10 |
| 1W3405-60340 | 35 | 9 |
| 1W3406-15840 | 24 | 7 |
| 1W3406-70290 | 34 | 15 |
| 1W3406-71810 | 34 | 7 |
| 1W3406-73460 | 34 | 9 |
| 1W3406-73470 | 35 | 22 |
| 1W3406-73820 | 35 | 24 |
| 1W3406-90190 | 34 | 16 |
| | 35 | 25 |
| 1W3406-90260 | 35 | 26 |
| 1W3406-90390 | 34 | 17 |
| 1W3406-90620 | 34 | 13 |
| 1W3406-92570 | 34 | 30 |
| 1W3407-07650 | 35 | 3 |
| 1W3407-07661 | 34 | 1 |
| 1W3407-07670 | 34 | 2 |
| 1W3407-07680 | 34 | 3 |
| 1W3407-07690 | 34 | 4 |
| 1W3407-07700 | 34 | 5 |
| 1W3407-07710 | 35 | 12 |
| 1W3407-07720 | 35 | 17 |
| 1W3407-07730 | 35 | 20 |
| 1W3407-10030 | 24 | 15 |
| 1W3408-01610 | 29 | 29 |
| 1W3440-81290 | 23 | 16 |
| 1W3441-00880 | 23 | 8 |
| 1W3441-00900 | 23 | 9 |
| 1W3441-00951 | 23 | 11 |
| 1W3441-00961 | 23 | 12 |
| 1W3442-11810 | 32 | 35 |
| 1W3442-11820 | 32 | 31 |
| 1W3448-30470 | 23 | 7 |
| 1W3449-52360 | 23 | 1 |
| 1W3449-52520 | 27 | 42 |
| | 34 | 12 |
| 1W3501-03940 | 39 | 1 |
| 1W3503-20380 | 41 | 27 |
| 1W3503-20390 | 41 | 28 |
| 1W3505-02710 | 39 | 2 |

| PARTS No. | Fig. | Ref.No. |
|--------------|------|---------|
| 1W3505-02721 | 39 | 3 |
| 1W3505-02731 | 39 | 4 |
| 1W3507-11740 | 41 | 25 |
| 1W3507-11750 | 41 | 22 |
| 1W3507-56040 | 42 | 6 |
| 1W3507-65410 | 42 | 11 |
| 1W3508-51590 | 39 | 9 |
| 1W3551-05660 | 42 | 1 |
| 1W3551-71770 | 42 | 24 |
| 1W3553-02780 | 42 | 2 |
| 1W3553-02790 | 42 | 3 |
| 1W3556-05050 | 41 | 1 |
| 1W3557-00470 | 40 | 1 |
| 1W3557-52180 | 40 | 7 |
| 1W3557-52200 | 40 | 8 |
| 1W3557-61790 | 40 | 11 |
| 1W3558-50030 | 40 | 18 |
| 1W3559-00080 | 42 | 13 |
| 1W3581-04700 | 33 | 18 |
| 1W3581-04710 | 32 | 32 |
| 1W3582-10510 | 33 | 3 |
| 1W3582-10520 | 32 | 20 |
| 1W3582-50760 | 32 | 26 |
| 1W3582-50770 | 33 | 20 |
| 1W3583-00630 | 33 | 14 |
| 1W3584-00060 | 40 | 13 |
| 1W3585-10110 | 33 | 7 |
| 1W3585-10751 | 37 | 31 |
| 1W3585-10851 | 37 | 30 |
| 1W3585-50010 | 33 | 8 |
| 1W3585-50020 | 33 | 9 |
| 1W3601-02100 | 18 | 1 |
| 1W3601-50550 | 18 | 11 |
| 1W3602-00660 | 18 | 4 |
| 1W3603-00080 | 18 | 2 |
| 1W3605-01340 | 18 | 7 |
| 1W3607-20090 | 18 | 13 |
| 1W3607-70980 | 18 | 15 |
| | 21 | 30 |
| 1W3607-71160 | 18 | 31 |
| 1W3607-71170 | 21 | 28 |
| 1W3607-71200 | 18 | 14 |
| 1W3607-71360 | 18 | 16 |
| 1W3608-00040 | 18 | 25 |
| 1W3707-70130 | 23 | 20 |
| 1W3721-11040 | 20 | 1 |
| 1W3781-06240 | 38 | 16 |
| 1W3781-06640 | 39 | 17 |
| 1W3781-07070 | 19 | 6 |
| 1W3781-07170 | 37 | 1 |

PARTS No. INDEX

| PARTS No. | Fig. | Ref.No. |
|--------------|------|---------|
| 1W3781-10021 | 37 | 40 |
| 1W3783-07660 | 42 | 18 |
| 1W3783-08670 | 42 | 19 |
| 1W3783-13420 | 42 | 21 |
| 1W3789-10020 | 32 | 23 |
| 1W3850-40970 | 41 | 29 |
| 1W3851-50200 | 39 | 20 |
| 1W3852-00730 | 40 | 22 |
| 1W3852-00891 | 29 | 32 |
| | 32 | 8 |
| 1W3852-02110 | 43 | 7 |
| 1W3852-10280 | 43 | 8 |
| 1W3852-30300 | 21 | 21 |
| 1W3852-40038 | 29 | 33 |
| | 32 | 10 |
| 1W3852-80120 | 18 | 27 |
| 1W3854-10070 | 43 | 4 |
| 1W3854-10090 | 43 | 5 |
| 1W3854-30022 | 43 | 6 |
| 1W3856-03370 | 43 | 2 |
| 1W3856-11570 | 43 | 1 |
| 1W3856-20380 | 43 | 3 |
| 1W3856-50260 | 17 | 6 |
| 1W3856-50501 | 17 | 5 |
| 1W3858-30090 | 41 | 24 |
| 1W3858-70300 | 21 | 20 |
| 1W3858-70640 | 21 | 22 |
| 1W3859-90070 | 18 | 28 |
| 1W3893-10390 | 17 | 2 |
| 1W3893-10520 | 17 | 10 |
| 1W3893-20021 | 17 | 3 |
| 1W3895-10720 | 17 | 1 |
| 1W3901-00841 | 44 | 10 |
| 1W3901-22400 | 44 | 12 |
| 1W3901-22410 | 44 | 13 |
| 1W3901-22420 | 44 | 8 |
| 1W3901-22430 | 44 | 9 |
| 1W3901-22440 | 44 | 15 |
| 1W3901-22450 | 44 | 16 |
| 1W3901-73600 | 44 | 6 |
| 1W3901-73610 | 44 | 5 |
| 1W3901-96900 | 45 | 8 |
| 1W3901-96910 | 45 | 2 |
| 1W3901-97710 | 44 | 3 |
| 1W3901-97720 | 44 | 2 |
| 1W3901-98420 | 44 | 7 |
| 1W3903-72400 | 44 | 4 |
| 1W3903-72410 | 44 | 17 |
| 1W3981-10110 | 33 | 31 |
| | 41 | 7 |

| PARTS No. | Fig. | Ref.No. |
|--------------|------|---------|
| 1W3981-10110 | 42 | 10 |
| 1W3981-10501 | 18 | 9 |
| 1W3981-11640 | 32 | 33 |
| 1W3981-13570 | 18 | 3 |
| 1W3981-14451 | 29 | 12 |
| 1W3981-15130 | 39 | 19 |
| 1W3981-15510 | 41 | 12 |
| 1W3981-15530 | 18 | 8 |
| 1W3981-15630 | 34 | 25 |
| 1W3981-17180 | 32 | 34 |
| 1W3981-17710 | 21 | 24 |
| 1W3981-17790 | 33 | 26 |
| 1W3981-19670 | 21 | 2 |
| 1W3981-19870 | 17 | 8 |
| 1W3981-20790 | 19 | 5 |
| 1W3981-20800 | 34 | 19 |
| 1W3981-20810 | 39 | 15 |
| 1W3981-20830 | 41 | 5 |
| 1W3981-20840 | 39 | 7 |
| 1W3981-20850 | 39 | 18 |
| 1W3981-21440 | 39 | 25 |
| 1W3981-34870 | 42 | 25 |
| 1W3981-35160 | 39 | 23 |
| 1W3981-80610 | 29 | 27 |
| 1W3981-80671 | 39 | 8 |
| 1W3981-80860 | 33 | 17 |
| 1W3981-80921 | 29 | 2 |
| 1W3981-81050 | 33 | 39 |
| 1W3981-81760 | 29 | 15 |
| 1W3982-10070 | 33 | 29 |
| 1W3982-11830 | 33 | 15 |
| 1W3982-12210 | 29 | 7 |
| 1W3982-12310 | 23 | 21 |
| 1W3982-12450 | 38 | 7 |
| 1W3982-13230 | 33 | 2 |
| 1W3982-14450 | 25 | 27 |
| 1W3982-15540 | 40 | 14 |
| 1W3982-15550 | 39 | 11 |
| 1W3982-15560 | 40 | 10 |
| 1W3983-30390 | 42 | 23 |
| 1W3983-40240 | 39 | 16 |
| | 41 | 6 |
| 1W3983-80880 | 20 | 7 |
| 1W3984-00430 | 27 | 32 |
| 1W3984-00510 | 24 | 8 |
| 1W3984-60390 | 26 | 25 |
| 1W3984-80240 | 35 | 18 |
| 1W3984-81040 | 35 | 16 |
| 1W3984-81140 | 35 | 15 |
| 1W3984-81290 | 35 | 6 |

| PARTS No. | Fig. | Ref.No. |
|--------------|------|---------|
| 1W3985-10070 | 33 | 1 |
| 1W3985-10150 | 32 | 2 |
| 1W3985-10350 | 27 | 37 |
| 1W3985-10520 | 23 | 17 |
| 1W3985-10960 | 37 | 23 |
| 1W3985-11310 | 25 | 25 |
| | 32 | 40 |
| | 33 | 21 |
| 1W3985-11320 | 33 | 34 |
| 1W3985-11560 | 29 | 19 |
| 1W3985-11930 | 25 | 12 |
| 1W3985-11960 | 28 | 6 |
| 1W3986-80380 | 38 | 13 |
| 1W3986-80390 | 38 | 8 |
| 1W3986-80410 | 38 | 18 |
| 1W3986-80430 | 37 | 8 |
| 1W3986-80450 | 37 | 24 |
| 1W3986-80470 | 37 | 28 |
| 1W3987-50150 | 43 | 13 |
| 1W3987-50240 | 18 | 32 |
| | 21 | 35 |
| 1W3987-50430 | 21 | 29 |
| 1W3987-56070 | 34 | 14 |
| | 35 | 27 |
| 1W3987-56120 | 22 | 11 |
| 1W3991-11040 | 18 | 33 |
| 1W3991-11960 | 43 | 10 |
| 1W3991-12120 | 19 | 19 |
| 1W3991-12130 | 34 | 24 |
| 1W3991-12851 | 21 | 31 |
| 1W3991-12980 | 43 | 9 |
| 1W3991-13210 | 34 | 18 |
| 1W3992-10010 | 28 | 26 |
| 1W3992-11540 | 27 | 49 |
| 1W3992-11550 | 33 | 25 |
| | 41 | 13 |
| 1W3992-11670 | 27 | 6 |
| 1W3992-31310 | 27 | 5 |
| 1W3992-35270 | 24 | 26 |
| 1W3992-35280 | 24 | 31 |
| 1W3992-35760 | 39 | 24 |
| 1W3992-60130 | 26 | 8 |
| 1W3992-61070 | 27 | 17 |
| 1W3992-61080 | 26 | 7 |
| | 27 | 16 |
| 1W3992-61500 | 25 | 13 |
| 1W3992-61840 | 25 | 14 |
| 1W3992-81550 | 27 | 39 |
| 1W3992-81560 | 27 | 40 |
| 1W3992-81570 | 27 | 41 |

| PARTS No. | Fig. | Ref.No. |
|--------------|------|---------|
| 1W3995-68620 | 24 | 16 |
| 1W3995-68640 | 25 | 2 |
| | 38 | 21 |
| 1W3995-68650 | 32 | 9 |
| 1W3996-00110 | 23 | 4 |
| 1W3996-00670 | 27 | 45 |
| 1W3996-00700 | 23 | 3 |
| 1W3996-00710 | 38 | 14 |
| 1W3996-10240 | 33 | 12 |
| 1W3996-11560 | 40 | 2 |
| 1W3996-11770 | 26 | 9 |
| | 27 | 18 |
| 1W3996-11910 | 27 | 46 |
| 1W3997-60130 | 37 | 5 |
| 1W4323-50180 | 37 | 20 |
| | 38 | 10 |
| 1W4545-20010 | 35 | 1 |
| 1W4546-30010 | 35 | 2 |
| 1W4546-70080 | 35 | 19 |
| 1W4601-50030 | 18 | 18 |
| 1W4647-50140 | 40 | 4 |
| 1W4647-50150 | 40 | 5 |
| 1W4852-20180 | 33 | 28 |
| 1W4909-92430 | 45 | 1 |
| 1W4909-92440 | 45 | 4 |
| 1W4909-92450 | 45 | 7 |
| 1W4909-92470 | 45 | 5 |
| 1W4909-92480 | 45 | 3 |
| 1W4909-92490 | 45 | 6 |
| 1W4981-10452 | 19 | 15 |
| 1W4982-21040 | 29 | 24 |
| 1W4982-21080 | 32 | 5 |
| 1W4982-21110 | 37 | 32 |
| 1W4985-10650 | 40 | 15 |
| 1W4985-60070 | 20 | 12 |
| 1W6903-60210 | 45 | 10 |
| 1W6903-60260 | 45 | 9 |
| 719255-53100 | 13 | 1 |
| 719620-01650 | 3 | 2 |
| 719620-02800 | 1 | 15 |
| 719620-02870 | 1 | 25 |
| 719620-02930 | 1 | 18 |
| 719620-11521 | 4 | 44 |
| 719620-11650 | 4 | 31 |
| 719620-11660 | 4 | 35 |
| 719620-23100 | 8 | 25 |
| 719620-23600 | 8 | 31 |
| 719620-23610 | 8 | 39 |
| 719623-01560 | 1 | 1 |
| 719624-51100 | 11 | 1 |

MODEL : GE22(3TNE74-UFM)
PC NO : 0CNP3-G90800

PARTS No. INDEX

| PARTS No. | Fig. | Ref.No. |
|--------------|------|---------|
| 719660-14590 | 7 | 18 |
| X0280210331 | 15 | 24 |
| X0280335350 | 15 | 35 |
| X0280626010 | 15 | 13 |
| X0280996180 | 15 | 4 |
| X0281007750 | 15 | 3 |
| X0282005991 | 15 | 7 |
| X0283006960 | 15 | 8 |
| X0284105010 | 15 | 14 |
| X0284525010 | 15 | 28 |
| X0285005750 | 15 | 11 |
| X0285105190 | 15 | 5 |
| X0285205030 | 15 | 6 |
| X0286105010 | 15 | 16 |
| X0286305010 | 15 | 18 |
| X0286355010 | 15 | 19 |
| X0287405140 | 15 | 20 |
| X1289510130 | 15 | 36 |
| X1534006130 | 15 | 21 |
| X2284007470 | 15 | 9 |
| X9055715000 | 15 | 22 |
| X9490065670 | 15 | 34 |
| X9490138090 | 15 | 26 |
| X9490138100 | 15 | 27 |
| X9490138110 | 15 | 25 |
| X9490423420 | 15 | 31 |
| X9490560750 | 15 | 30 |
| X9490561001 | 16 | 26 |
| X9490562360 | 15 | 29 |
| X9490721360 | 15 | 23 |
| X9491034320 | 15 | 17 |
| X9491034330 | 15 | 15 |
| X9491040990 | 15 | 12 |
| X9491050100 | 15 | 10 |

| PARTS No. | Fig. | Ref.No. |
|-----------|------|---------|
|-----------|------|---------|

| PARTS No. | Fig. | Ref.No. |
|-----------|------|---------|
|-----------|------|---------|

| PARTS No. | Fig. | Ref.No. |
|-----------|------|---------|
|-----------|------|---------|



YANMAR CO.,LTD.



PARTS CATALOG

Published

2008/7 (Jul.)

0CNP3-G90900

CONTENTS

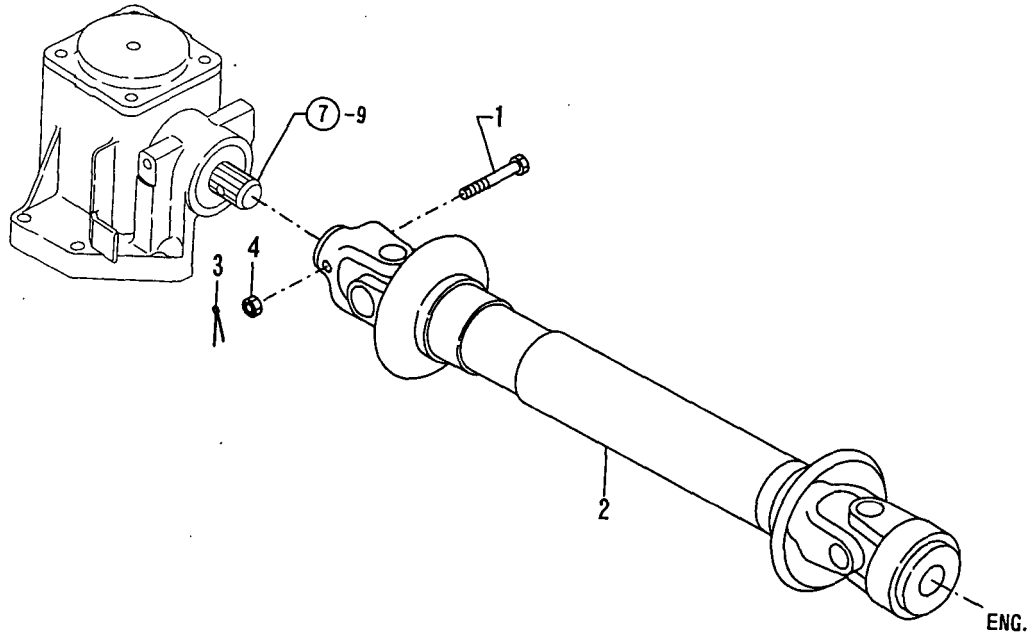
MODEL : RM48F
PC NO : 0CNP3-G90900

Fig.No. GROUP NAME
MOWER UNIT

1. MOWER JOINT
2. MOWER DECK
3. LIFT PIN
4. MOWER COVER L
5. MOWER COVER R
6. ABANDON COVER
7. MOWER IN-PUT
8. POWER TAKE OFF COVER
9. MOWER PULLEY & SHAFT
10. TENSION ARM
11. BLADE
12. GAUGE WHEEL FRAME
13. ROLLER
14. GAUGE WHEEL(FRONT
15. GAUGE WHEEL(REAR
16. LABEL
17. LABEL(SAFETY

Fig.No. GROUP NAME

Fig.1. MOWER JOINT



N154792

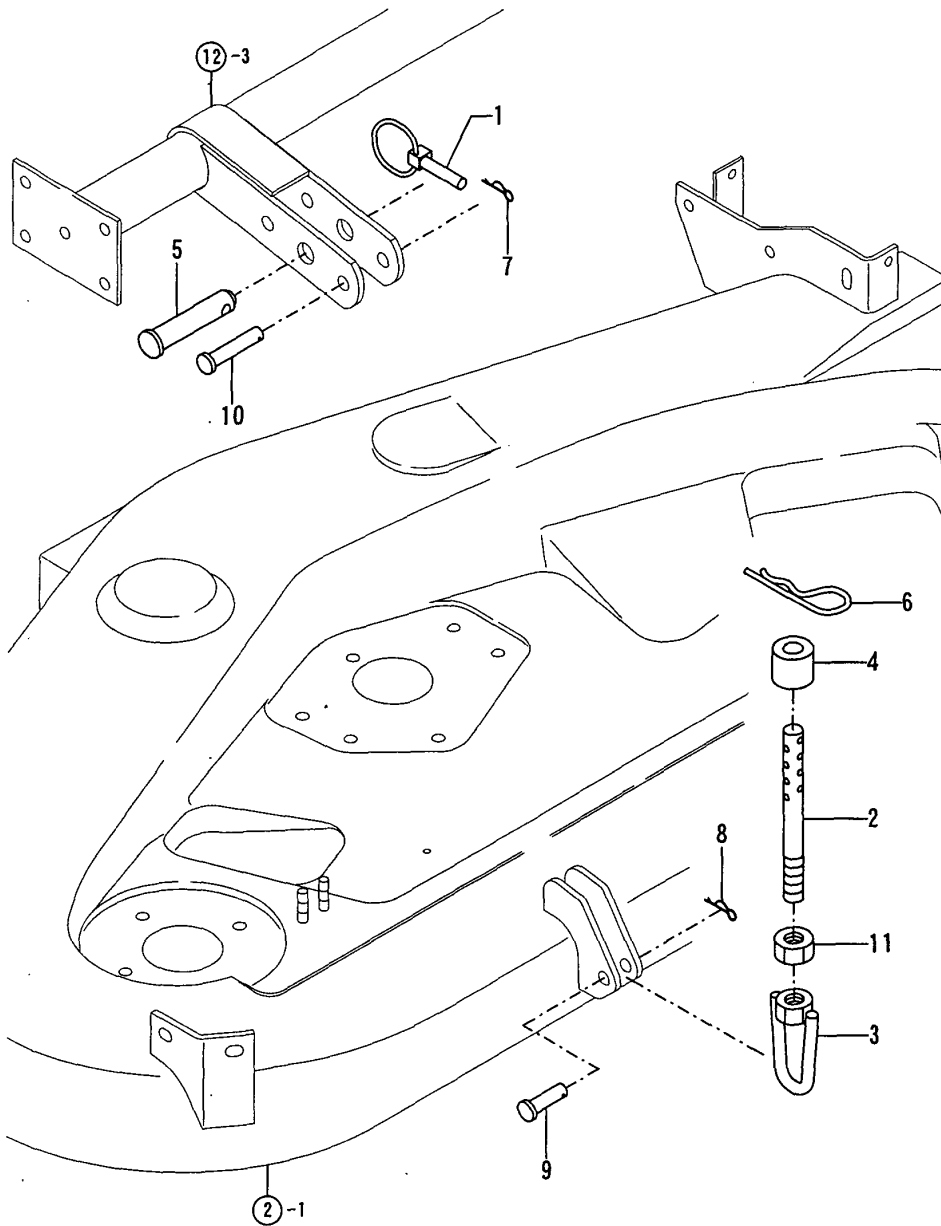
0CNP3-G90900 1. MOWER JOINT

(A)=RM48F
(B)=
(C)=

(D)=
(E)=
(F)=

| REF. | LEV. | PARTS NO. | DESCRIPTION | QTY | | | | | | I | R |
|------|------|--------------|-------------------|-----|-----|-----|-----|-----|-----|---|---|
| | | | | (A) | (B) | (C) | (D) | (E) | (F) | | |
| 1 | 1 | 1A7080-15100 | BOLT | 1 | | | | | | | |
| 2 | 1 | 7A7080-15200 | JOINT | 1 | | | | | | | |
| 3 | 1 | 22417-250200 | COTTER PIN 2.5X20 | 1 | | | | | | | |
| 4 | 1 | 26817-080002 | CASTLE NUT M 8 | 1 | | | | | | | |

Fig.3. LIFT PIN



OCNP3-G90900 3. LIFT PIN

(A)=RM48F
(B)=
(C)=

(D)=
(E)=
(F)=

| REF. | LEV. | PARTS NO. | DESCRIPTION | QTY | | | | | | I | R |
|------|------|--------------|---------------|-----|-----|-----|-----|-----|-----|---|---|
| | | | | (A) | (B) | (C) | (D) | (E) | (F) | | |
| 1 | 1 | 1A7080-61650 | PIN | 2 | | | | | | | |
| 2 | 1 | 1A7080-61750 | ROD | 2 | | | | | | | |
| 3 | 1 | 1A7080-61760 | LIFT ROD | 2 | | | | | | | |
| 4 | 1 | 1A7080-61770 | COLLAR | 2 | | | | | | | |
| 5 | 1 | 194150-71230 | PIN, TOP LINK | 2 | | | | | | | |
| 6 | 1 | 1T4377-85250 | SNAP PIN | 2 | | | | | | | |
| 7 | 1 | 22372-120000 | SNAP PIN 12 | 2 | | | | | | | |
| 8 | 1 | 22372-120000 | SNAP PIN 12 | 2 | | | | | | | |
| 9 | 1 | 22487-120350 | PIN 12X 35 | 2 | | | | | | | |
| 10 | 1 | 22487-120550 | PIN 12X 55 | 2 | | | | | | | |
| 11 | 1 | 26727-160002 | NUT M16 | 2 | | | | | | | |

N154794

Fig.4. MOWER COVER L

(A)=RM48F

(B)=

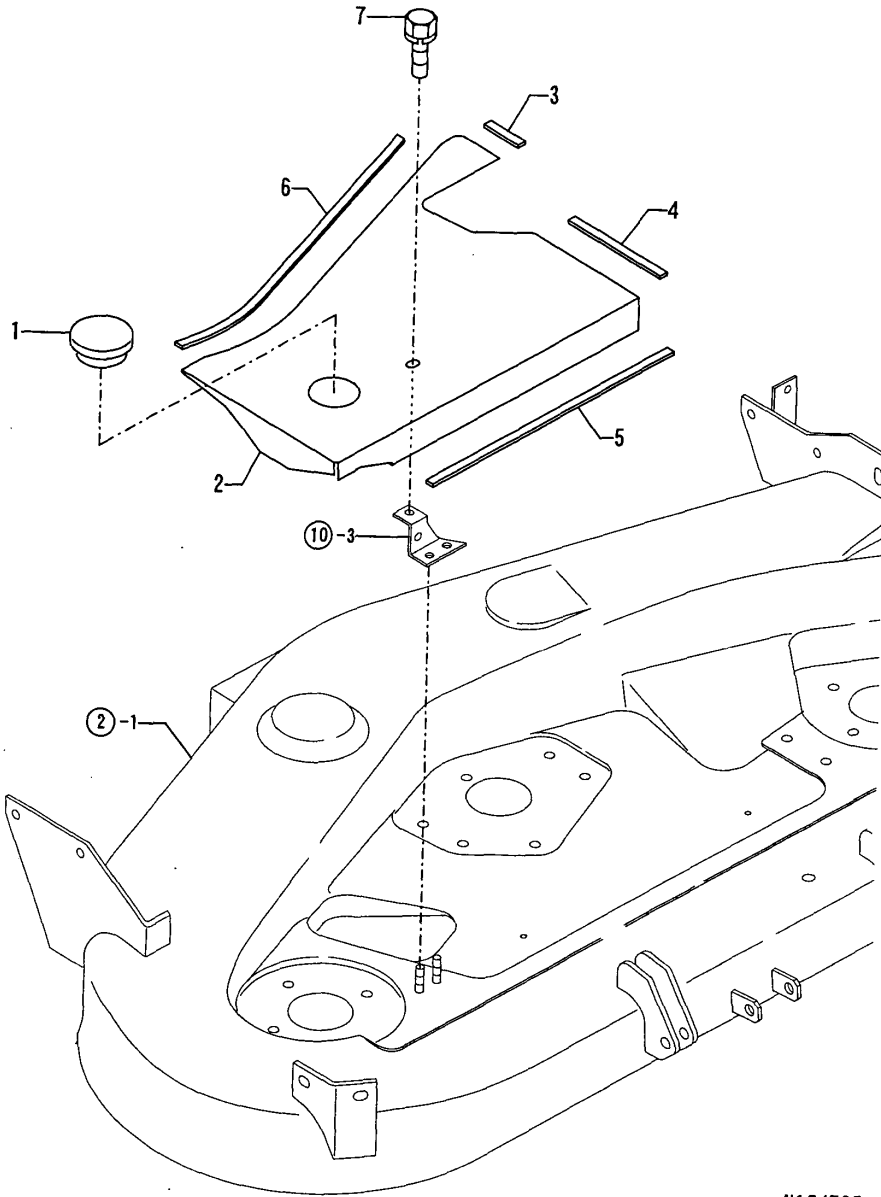
(C)=

(D)=

(E)=

(F)=

| REF. | LEV. | PARTS NO. | DESCRIPTION | Q'TY | | | | | | I | R |
|------|------|--------------|---------------|------|-----|-----|-----|-----|-----|---|---|
| | | | | (A) | (B) | (C) | (D) | (E) | (F) | | |
| 1 | 1 | 1E6470-37420 | CAP 60 | 1 | | | | | | | |
| 2 | 1 | 1A6150-61701 | COVER (L) | 1 | | | | | | | |
| 3 | 1 | 1A6150-61830 | SEAL 3X10X50 | 1 | | | | | | | |
| 4 | 1 | 1A6150-61850 | SEAL 3X10X135 | 1 | | | | | | | |
| 5 | 1 | 1A6150-61870 | SEAL 3X10X345 | 1 | | | | | | | |
| 6 | 1 | 1E8050-83240 | MOLDINGS 440 | 1 | | | | | | | |
| 7 | 1 | 26018-080162 | BOLT M 8X 16 | 1 | | | | | | | |



N154795

Fig.5. MOWER COVER R

(A)=RM48F

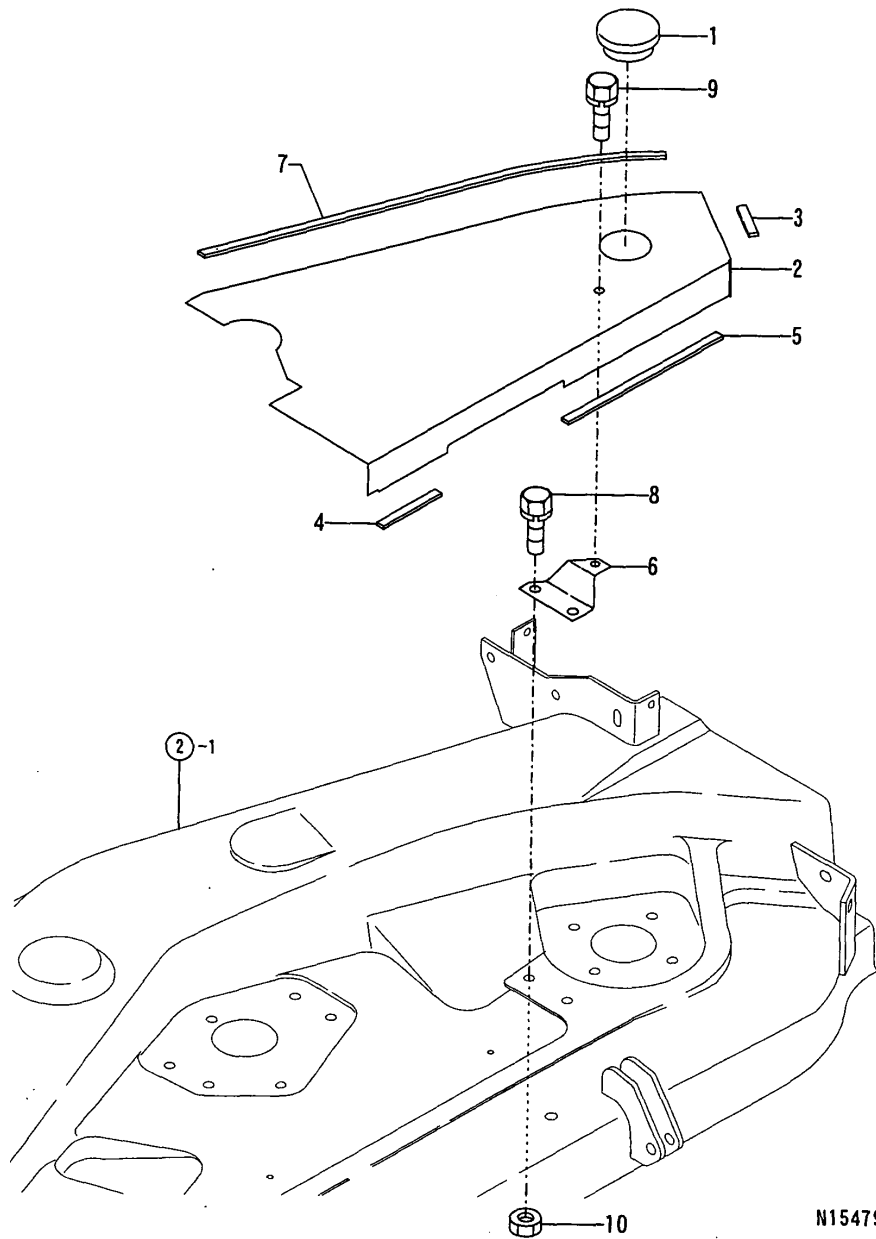
(B)=

(C)=

(D)=

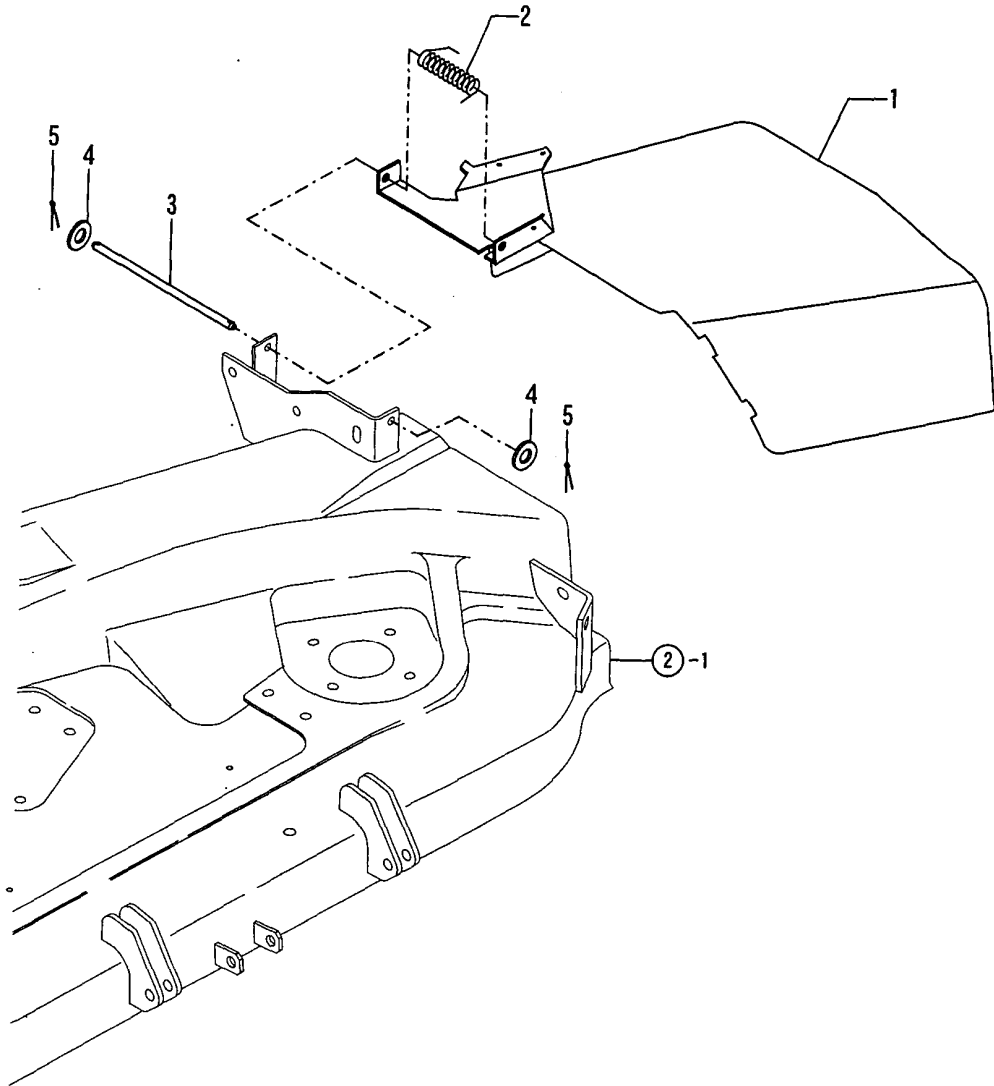
(E)=

(F)=



| REF. | LEV. | PARTS NO. | DESCRIPTION | QTY | | | | | | I | R |
|------|------|--------------|----------------------|-----|-----|-----|-----|-----|-----|---|---|
| | | | | (A) | (B) | (C) | (D) | (E) | (F) | | |
| 1 | 1 | 1E6470-37420 | CAP 60 | 1 | | | | | | | |
| 2 | 1 | 1A6150-61751 | COVER(R) | 1 | | | | | | | |
| 3 | 1 | 1A6150-61830 | SEAL 3X10X50 | 1 | | | | | | | |
| 4 | 1 | 1A6150-61840 | SEAL 3X10X85 | 1 | | | | | | | |
| 5 | 1 | 1A6150-61860 | SEAL 3X10X225 | 1 | | | | | | | |
| 6 | 1 | 1A6150-61960 | STAY R, COVER | 1 | | | | | | | |
| 7 | 1 | 1E6681-76410 | MOLDINGS 525 | 1 | | | | | | | |
| 8 | 1 | 26013-100202 | BOLT W/WASHER M10X20 | 2 | | | | | | | |
| 9 | 1 | 26018-080162 | BOLT M 8X 16 | 1 | | | | | | | |
| 10 | 1 | 26716-100002 | NUT 10 | 2 | | | | | | | |

Fig.6. ABANDON COVER



N154797

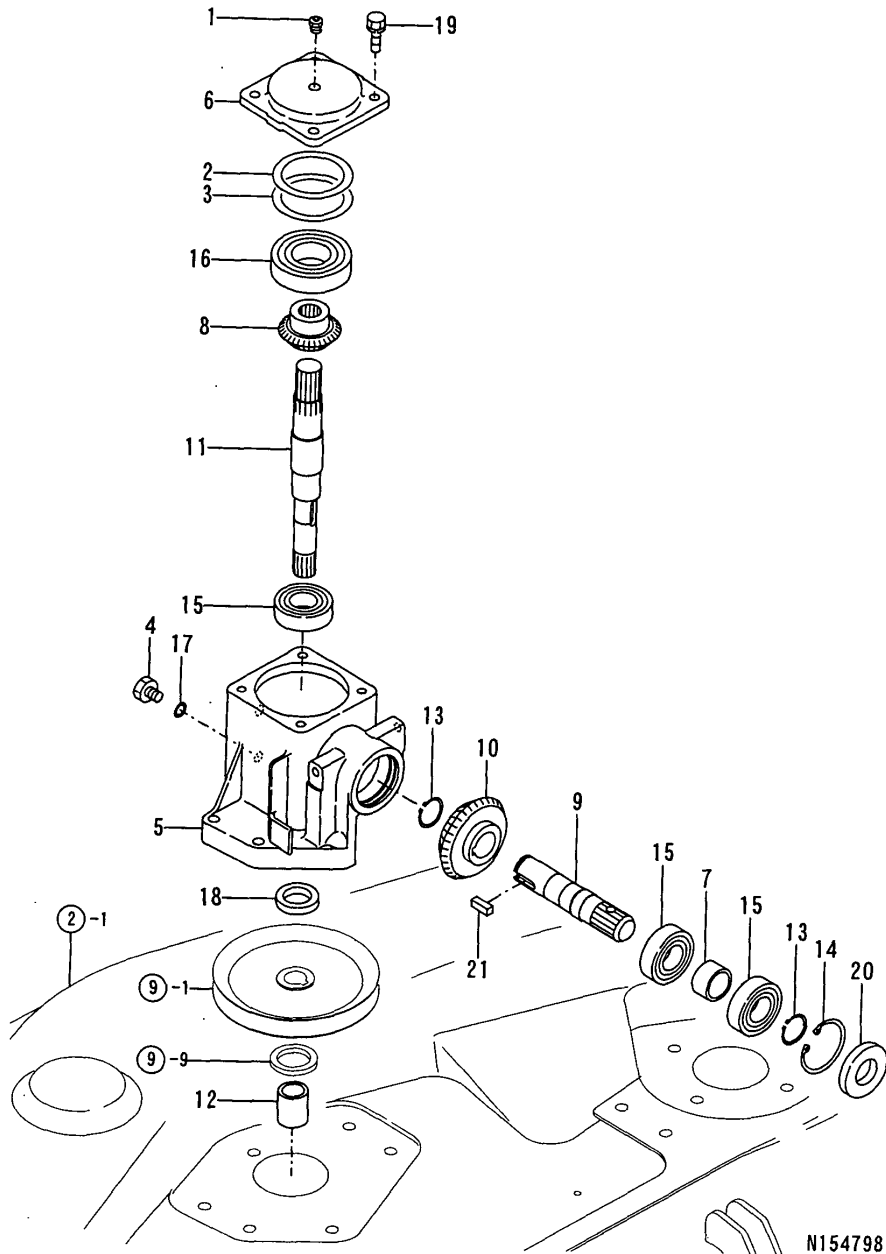
0CNP3-G90900 6. ABANDON COVER

(A)=RM48F
(B)=
(C)=

(D)=
(E)=
(F)=

| REF. | LEV. | PARTS NO. | DESCRIPTION | Q'TY | | | | | | I | R |
|------|------|--------------|--------------------|------|-----|-----|-----|-----|-----|---|---|
| | | | | (A) | (B) | (C) | (D) | (E) | (F) | | |
| 1 | 1 | 1A6150-61911 | DEFLECTOR COMPL. | 1 | | | | | | | |
| 2 | 1 | 1A6150-61980 | SPRING 3.0X 18X 71 | 1 | | | | | | | |
| 3 | 1 | 198511-63120 | PIN,OPR.SEAT HINGE | 1 | | | | | | | |
| 4 | 1 | 22117-080000 | WASHER 8 | 2 | | | | | | | |
| 5 | 1 | 22417-200160 | COTTER PIN 2.0X16 | 2 | | | | | | | |

Fig.7. MOWER IN-PUT



N154798

(A)=RM48F

(B)=

(C)=

(D)=

(E)=

(F)=

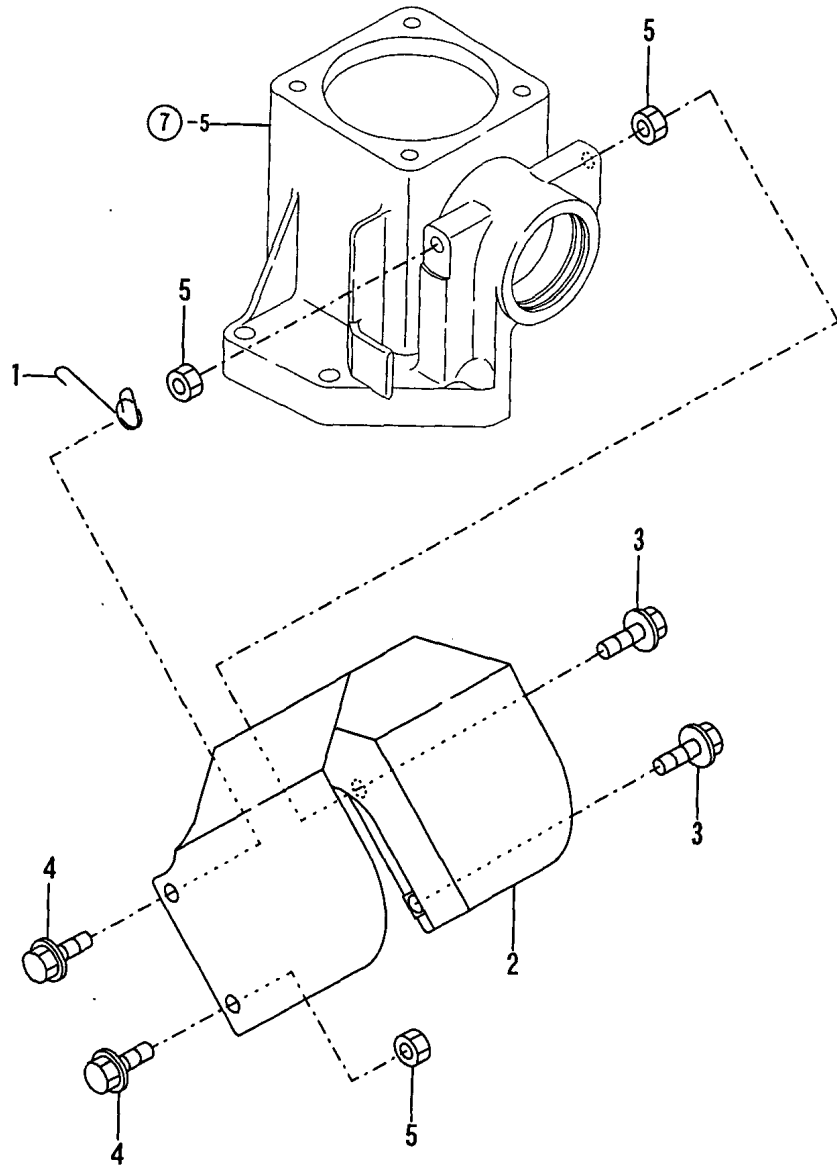
| REF. | LEV. | PARTS NO. | DESCRIPTION | Q'TY | | | | | | I | R |
|------|------|--------------|----------------------|------|-----|-----|-----|-----|-----|---|---|
| | | | | (A) | (B) | (C) | (D) | (E) | (F) | | |
| 1 | 1 | 1T0017-12370 | VALVE,RELIEF | 1 | | | | | | | |
| 2 | 1 | 194200-32330 | SHIM T=0.1 | 1 | | | | | | | |
| 3 | 1 | 194200-32340 | SHIM T=0.3 | 1 | | | | | | | |
| 4 | 1 | 1A1040-48070 | PLUG 10 | 2 | | | | | | | |
| 5 | 1 | 1A7080-62010 | BEVEL CASE | 1 | | | | | | | |
| 6 | 1 | 1A7080-62020 | COVER | 1 | | | | | | | |
| 7 | 1 | 1A7080-62060 | COLLAR | 1 | | | | | | | |
| 8 | 1 | 1A7080-62070 | GEAR 17T,BEVEL | 1 | | | | | | | |
| 9 | 1 | 1A7080-62080 | BEVEL GEAR SHAFT B | 1 | | | | | | | |
| 10 | 1 | 1A7080-62090 | GEAR BEVEL 26T | 1 | | | | | | | |
| 11 | 1 | 1A7080-62100 | BEVEL GEAR SHAFT A | 1 | | | | | | | |
| 12 | 1 | 1A6150-62200 | COLLAR 20X27X32 | 1 | | | | | | | |
| 13 | 1 | 22242-000250 | CIRCLIP 25S | 2 | | | | | | | |
| 14 | 1 | 22252-000471 | CIRCLIP 47 | 1 | | | | | | | |
| 15 | 1 | 24101-062054 | BEARING #6205 | 3 | | | | | | | |
| 16 | 1 | 24101-062074 | BALL BEARING | 1 | | | | | | | |
| 17 | 1 | 24311-000125 | O-RING 1A P-12.5 | 2 | | | | | | | |
| 18 | 1 | 24421-253807 | SEAL TC25 38 07, OIL | 1 | | | | | | | |
| 19 | 1 | 26013-080202 | BOLT W/WASHER M8X20 | 4 | | | | | | | |
| 20 | 1 | 24421-265208 | SEAL TC265208 | 1 | | | | | | | |
| 21 | 1 | 22550-070200 | KEY 7X20 | 1 | | | | | | | |

Fig.8. POWER TAKE OFF COVER

0CNP3-G90900 8. POWER TAKE OFF COVER

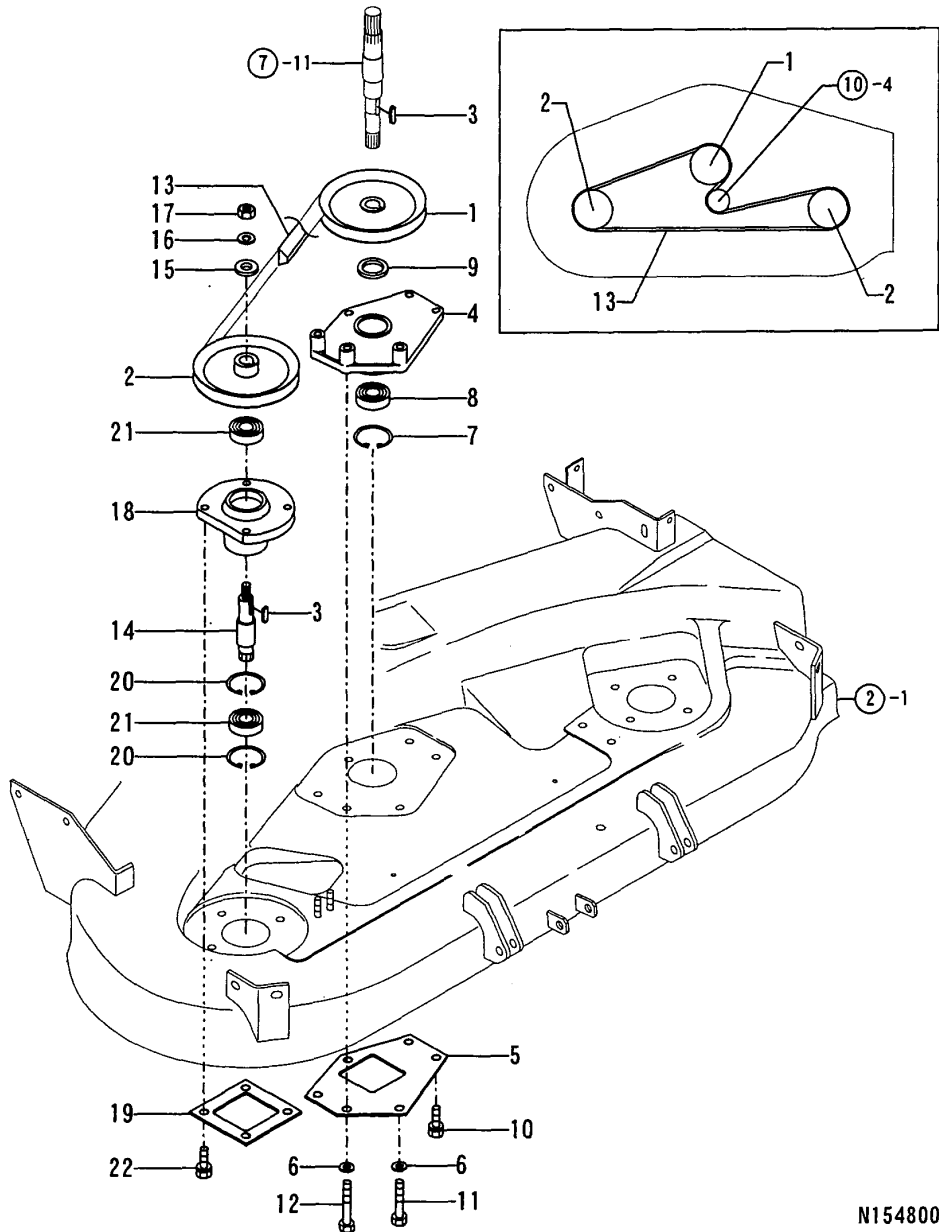
(A)=RM48F
(B)=
(C)=

(D)=
(E)=
(F)=



| REF. | LEV. | PARTS NO. | DESCRIPTION | QTY | | | | | | I | R |
|------|------|--------------|---------------------|-----|-----|-----|-----|-----|-----|---|---|
| | | | | (A) | (B) | (C) | (D) | (E) | (F) | | |
| 1 | 1 | 1A7080-61640 | TENSION | 1 | | | | | | | |
| 2 | 1 | 7A7080-62500 | COVER:JOINT | 1 | | | | | | | |
| 3 | 1 | 26107-080202 | BOLT M 8X 20 PLATED | 2 | | | | | | | |
| 4 | 1 | 26107-080252 | BOLT M 8X 25 PLATED | 2 | | | | | | | |
| 5 | 1 | 26716-080002 | NUT M 8 | 3 | | | | | | | |

Fig.9. MOWER PULLEY & SHAFT



N154800

(A)=RM48F

(B)=

(C)=

(D)=

(E)=

(F)=

| REF. | LEV. | PARTS NO. | DESCRIPTION | QTY | | | | | | I | R |
|------|------|--------------|----------------------|-----|-----|-----|-----|-----|-----|---|---|
| | | | | (A) | (B) | (C) | (D) | (E) | (F) | | |
| 1 | 1 | 1A6150-63010 | V-PULLEY 146B1 | 1 | | | | | | | |
| 2 | 1 | 1A6150-63160 | V-PULLEY 146B2 | 2 | | | | | | | |
| 3 | 1 | 22550-070200 | KEY 7X20 | 3 | | | | | | | |
| 4 | 1 | 1A6150-63030 | HOLDER,CENTER PULLEY | 1 | | | | | | | |
| 5 | 1 | 1A6150-63050 | SUPPORT A,HOLDER | 1 | | | | | | | |
| 6 | 1 | 22217-100000 | SPRING WASHER 10 | 3 | | | | | | | |
| 7 | 1 | 22252-000471 | CIRCLIP 47 | 1 | | | | | | | |
| 8 | 1 | 24104-062044 | BALL BEARING | 1 | | | | | | | |
| 9 | 1 | 24430-304205 | SEAL VC304205,OIL | 1 | | | | | | | |
| 10 | 1 | 26013-100252 | BOLT W/WASHER M10X25 | 3 | | | | | | | |
| 11 | 1 | 26116-100602 | BOLT M10X 60 PLATED | 1 | | | | | | | |
| 12 | 1 | 26116-100702 | BOLT M10X 70 PLATED | 2 | | | | | | | |
| 13 | 1 | 25123-009001 | V-BELT SP.B 90 H | 1 | | | | | | | |
| 14 | 1 | 1A6150-63101 | SHAFT,BLADE | 2 | | | | | | | |
| 15 | 1 | 22157-120000 | WASHER 12 | 2 | | | | | | | |
| 16 | 1 | 22217-120000 | SPRING WASHER | 2 | | | | | | | |
| 17 | 1 | 26716-120002 | NUT 12 | 2 | | | | | | | |
| 18 | 1 | 1A6150-63250 | HOLDER,SIDE PULLEY | 2 | | | | | | | |
| 19 | 1 | 1A6150-63270 | SUPPORT B,HOLDER | 2 | | | | | | | |
| 20 | 1 | 22252-000471 | CIRCLIP 47 | 4 | | | | | | | |
| 21 | 1 | 24104-062044 | BALL BEARING | 4 | | | | | | | |
| 22 | 1 | 26013-100252 | BOLT W/WASHER M10X25 | 8 | | | | | | | |

Fig.10. TENSION ARM

(A)=RM48F

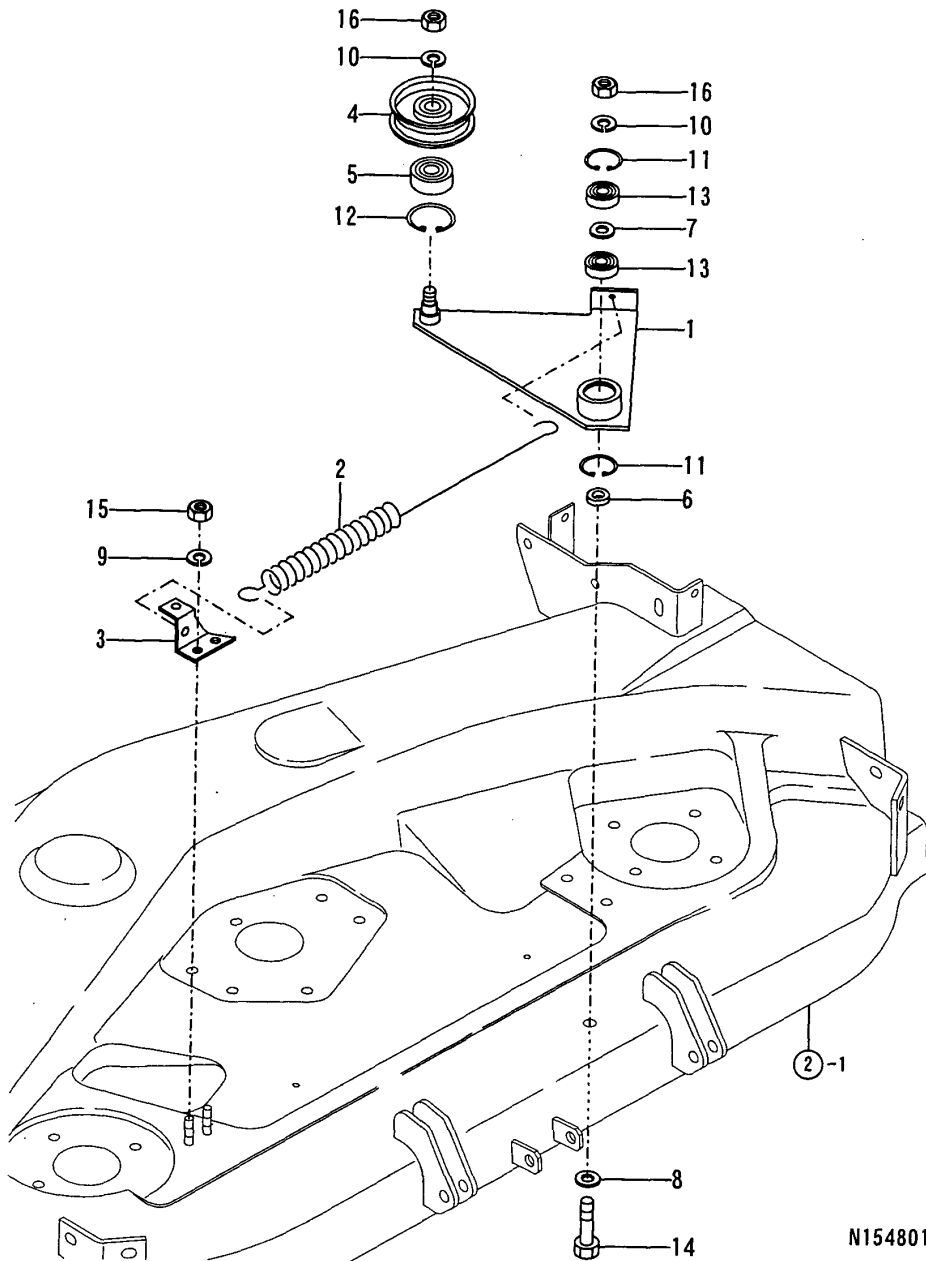
(B)=

(C)=

(D)=

(E)=

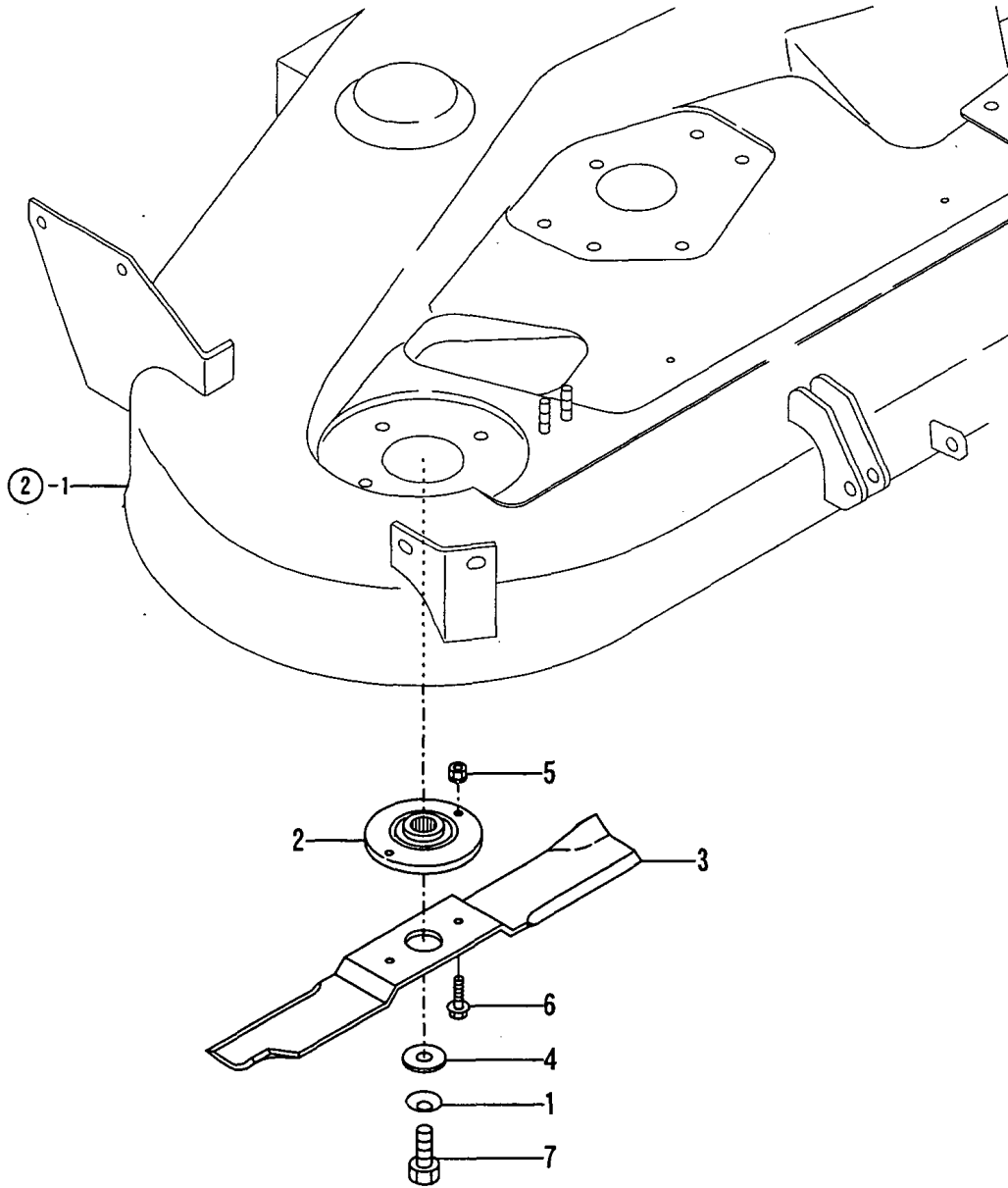
(F)=



N154801

| REF. | LEV. | PARTS NO. | DESCRIPTION | QTY | | | | | | I | R |
|------|------|--------------|---------------------|-----|-----|-----|-----|-----|-----|---|---|
| | | | | (A) | (B) | (C) | (D) | (E) | (F) | | |
| 1 | 1 | 1A6150-63301 | ARM COMP.,TENSION | 1 | | | | | | | |
| 2 | 1 | 1A6150-63350 | SPRING, TENSION | 1 | | | | | | | |
| 3 | 1 | 1A6150-63400 | BRACKET COMP.,HOOK | 1 | | | | | | | |
| 4 | 1 | 1A6150-63501 | ROLLER, TENSION | 1 | | | | | | | |
| 5 | 1 | 1A6150-63550 | BB6302UU,HEAT-RESIS | 1 | | | | | | | |
| 6 | 1 | 1E8060-65760 | ROLLER 12X22X5.8 | 1 | | | | | | | |
| 7 | 1 | 22117-120000 | WASHER 12 | 1 | | | | | | | |
| 8 | 1 | 22137-120000 | WASHER 12,POLISHED | 1 | | | | | | | |
| 9 | 1 | 22217-080000 | SPRING WASHER 8 | 2 | | | | | | | |
| 10 | 1 | 22217-120000 | SPRING WASHER | 2 | | | | | | | |
| 11 | 1 | 22252-000320 | CIRCLIP 32 | 2 | | | | | | | |
| 12 | 1 | 22252-000420 | CIRCLIP 42 | 1 | | | | | | | |
| 13 | 1 | 24104-062014 | BALL BEARING 6201UU | 2 | | | | | | | |
| 14 | 1 | 26116-120502 | BOLT M12X 50 | 1 | | | | | | | |
| 15 | 1 | 26716-080002 | NUT M 8 | 2 | | | | | | | |
| 16 | 1 | 26716-120002 | NUT 12 | 2 | | | | | | | |

Fig.11. BLADE



N154802

OCNP3-G90900 11. BLADE

(A)=RM48F
(B)=
(C)=

(D)=
(E)=
(F)=

| REF. | LEV. | PARTS NO. | DESCRIPTION | QTY | | | | | | I | R |
|------|------|--------------|---------------------|-----|-----|-----|-----|-----|-----|---|---|
| | | | | (A) | (B) | (C) | (D) | (E) | (F) | | |
| 1 | 1 | 194151-47760 | WASHER 12 | 3 | | | | | | | |
| 2 | 1 | 1A6150-64250 | BRACKET,BLADE R | 3 | | | | | | | |
| 3 | 1 | 1A7080-64300 | BLADE | 3 | | | | | | | |
| 4 | 1 | 1E6910-73220 | WASHER 12X33X6 | 3 | | | | | | | |
| 5 | 1 | 26051-060002 | NUT M 6 | 6 | | | | | | | |
| 6 | 1 | 26106-060252 | BOLT M 6X 25 PLATED | 6 | | | | | | | |
| 7 | 1 | 26296-120352 | BOLT M12X 35 PLATED | 3 | | | | | | | |

Fig.12. GAUGE WHEEL FRAME

(A)=RM48F

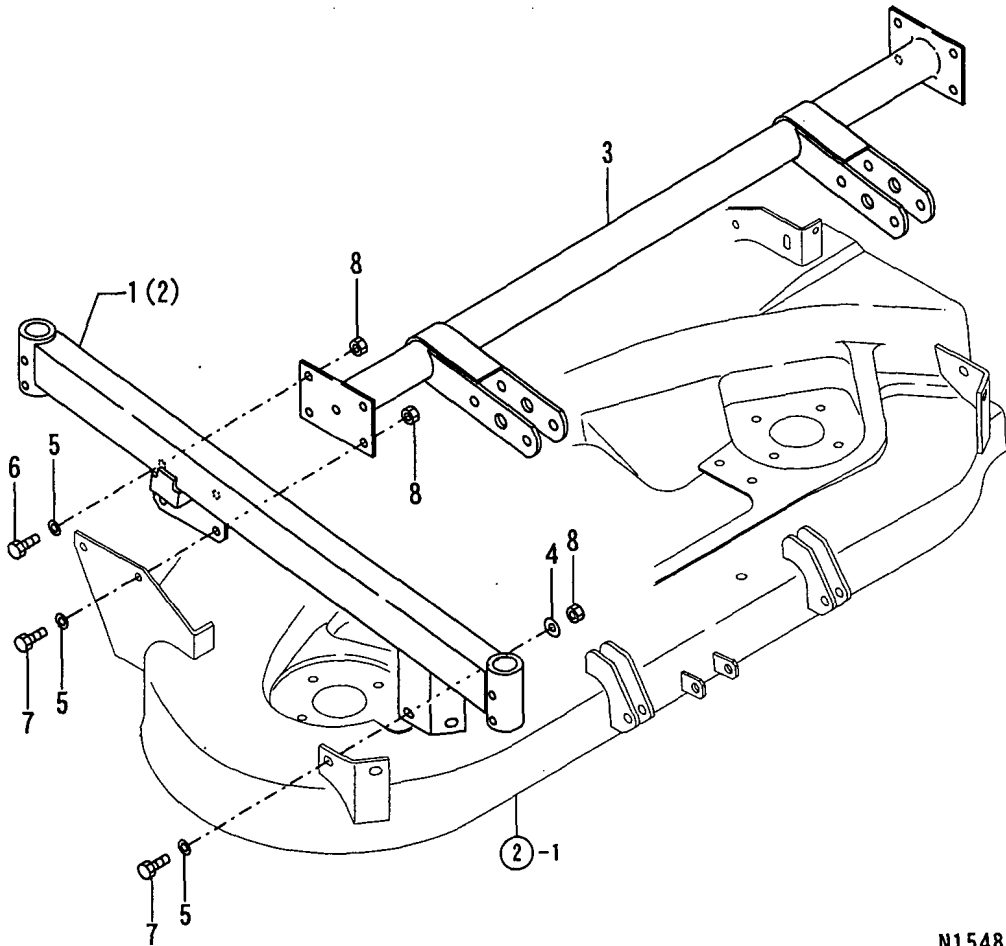
(B)=

(C)=

(D)=

(E)=

(F)=



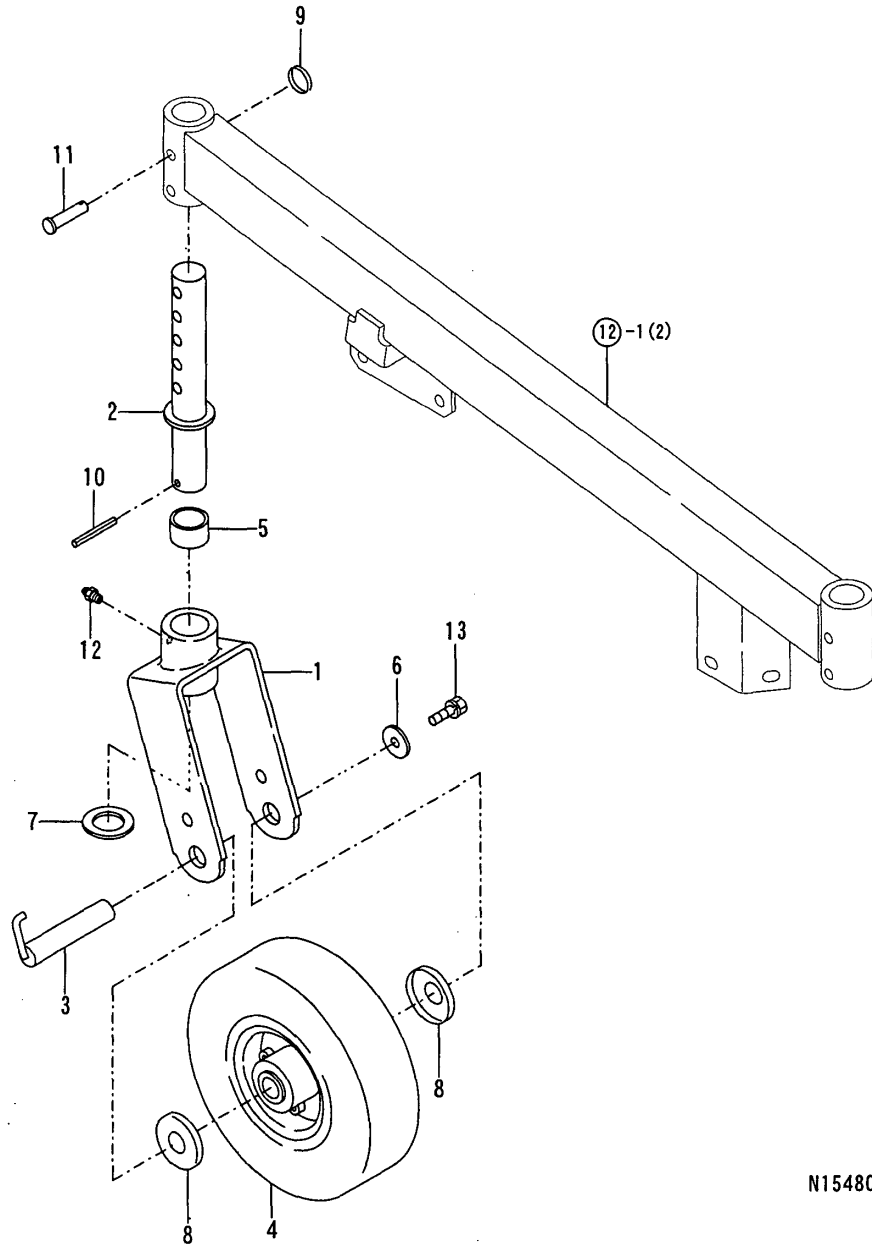
N154803

| REF. | LEV. | PARTS NO. | DESCRIPTION | QTY | | | | | | I | R |
|------|------|--------------|---------------------|-----|-----|-----|-----|-----|-----|---|---|
| | | | | (A) | (B) | (C) | (D) | (E) | (F) | | |
| 1 | 1 | 1A7080-66300 | CASTER SUPPORT L | 1 | | | | | | | |
| 2 | 1 | 1A7080-66400 | CASTER SUPPORT R | 1 | | | | | | | |
| 3 | 1 | 1A7080-66500 | SUPPORT PIPE | 1 | | | | | | | |
| 4 | 1 | 22137-100000 | WASHER 10,POLISHED | 4 | | | | | | | |
| 5 | 1 | 22217-100000 | SPRING WASHER 10 | 12 | | | | | | | |
| 6 | 1 | 26116-100252 | BOLT M10X 25 PLATED | 4 | | | | | | | |
| 7 | 1 | 26116-100302 | BOLT 10X30 | | | | | 8 | | | |
| 8 | 1 | 26716-100002 | NUT 10 | | | | | 12 | | | |

Fig.14. GAUGE WHEEL(FRONT

(A)=RM48F
(B)=
(C)=

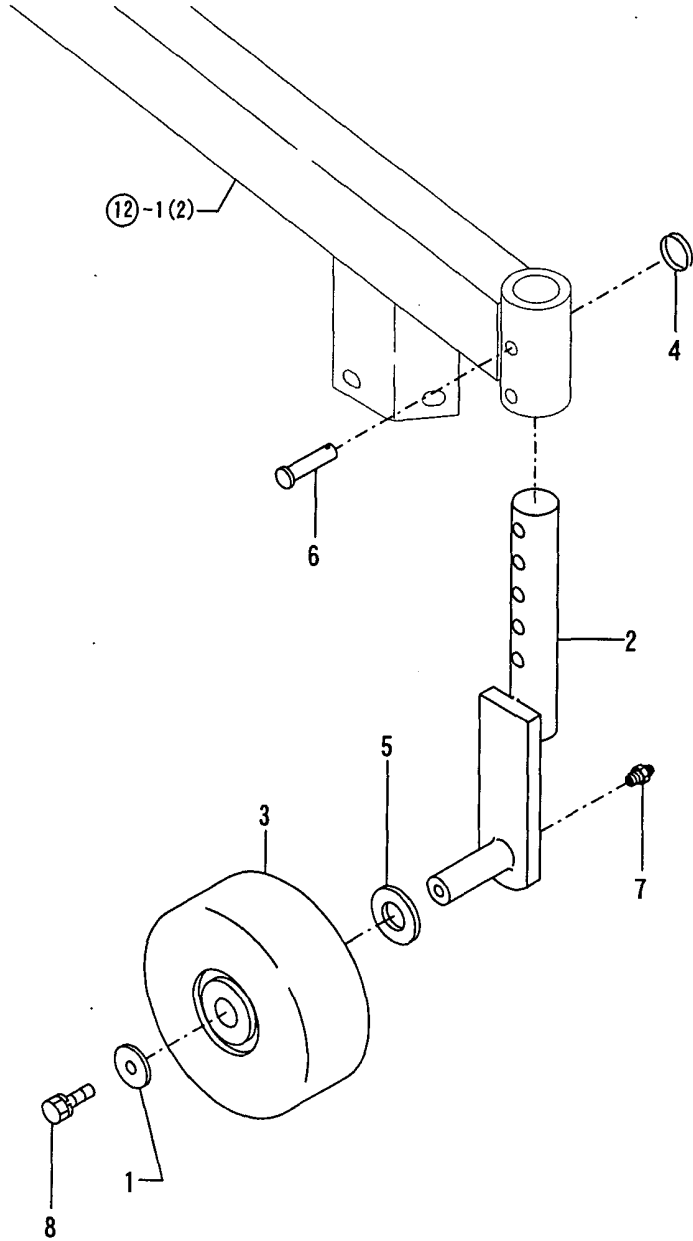
(D)=
(E)=
(F)=



N154805

| REF. | LEV. | PARTS NO. | DESCRIPTION | QTY | | | | | | I | R |
|------|------|--------------|---------------------|-----|-----|-----|-----|-----|-----|---|---|
| | | | | (A) | (B) | (C) | (D) | (E) | (F) | | |
| 1 | 1 | 1A7080-66610 | ARM,CASTER | 2 | | | | | | | |
| 2 | 1 | 1A7080-66620 | CASTER;SHAFT | 2 | | | | | | | |
| 3 | 1 | 1A7080-66630 | SHAFT | 2 | | | | | | | |
| 4 | 1 | 1A7080-66690 | TIRE ASSY | 2 | | | | | | | |
| 5 | 1 | 1A7080-66650 | DISTANZBUCHSE | 4 | | | | | | | |
| 6 | 1 | 1A7080-66660 | WASHER | 2 | | | | | | | |
| 7 | 1 | 1A7080-66670 | PLATE | 2 | | | | | | | |
| 8 | 1 | 1A7080-66680 | PLATE | 4 | | | | | | | |
| 9 | 1 | 1E4010-76220 | LOCK SPRING | 2 | | | | | | | |
| 10 | 1 | 22351-060050 | SPRING PIN 6X50 | 2 | | | | | | | |
| 11 | 1 | 22487-100500 | PIN 10X 50 | 2 | | | | | | | |
| 12 | 1 | 24761-010000 | NIPPLE M6F, GREASE | 2 | | | | | | | |
| 13 | 1 | 26013-080162 | BOLT W/WASHER M8X16 | 2 | | | | | | | |

Fig.15. GAUGE WHEEL(REAR)



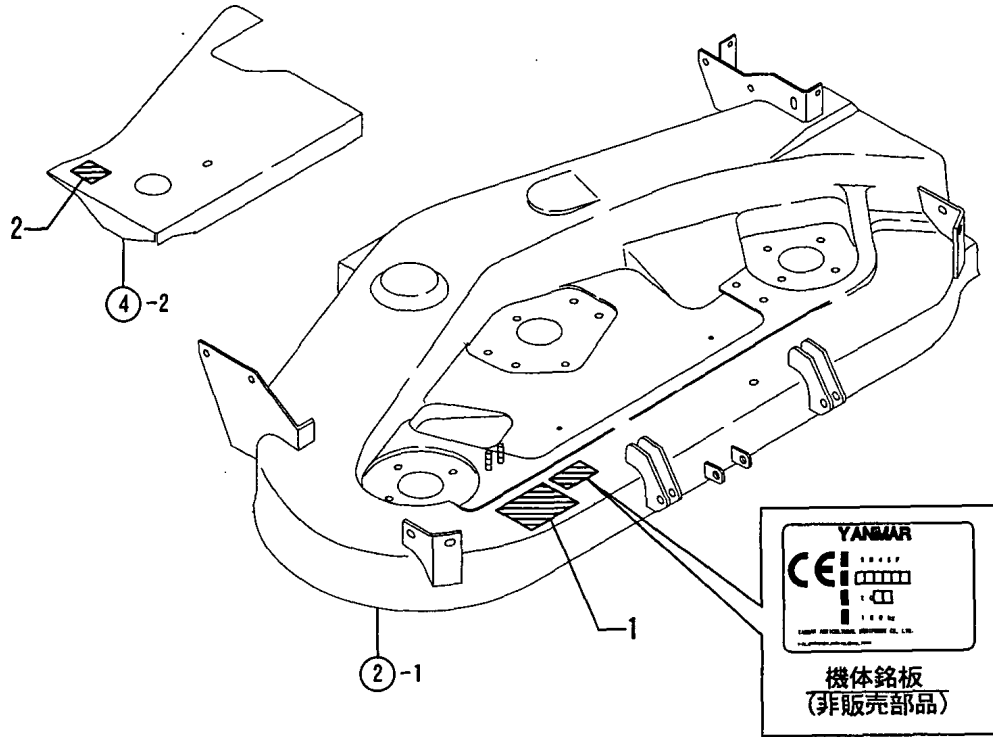
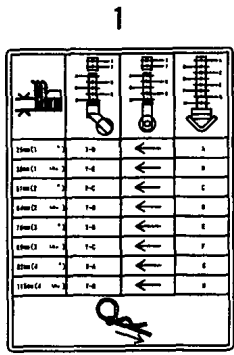
0CNP3-G90900 15. GAUGE WHEEL(REAR)

(A)=RM48F
(B)=
(C)=

(D)=
(E)=
(F)=

| REF. | LEV. | PARTS NO. | DESCRIPTION | QTY | | | | | | I | R |
|------|------|--------------|---------------------|-----|-----|-----|-----|-----|-----|---|---|
| | | | | (A) | (B) | (C) | (D) | (E) | (F) | | |
| 1 | 1 | 1A7080-66660 | WASHER | 2 | | | | | | | |
| 2 | 1 | 1A7080-66710 | ARM;CASTER | 2 | | | | | | | |
| 3 | 1 | 1A7080-66720 | GAUGE WHEEL | 2 | | | | | | | |
| 4 | 1 | 1E4010-76220 | LOCK SPRING | 2 | | | | | | | |
| 5 | 1 | 22137-200000 | WASHER 20,POLISHED | 2 | | | | | | | |
| 6 | 1 | 22487-100500 | PIN 10X 50 | 2 | | | | | | | |
| 7 | 1 | 24761-010000 | NIPPLE M6F, GREASE | 2 | | | | | | | |
| 8 | 1 | 26013-080162 | BOLT W/WASHER M8X16 | 2 | | | | | | | |

Fig.16. LABEL

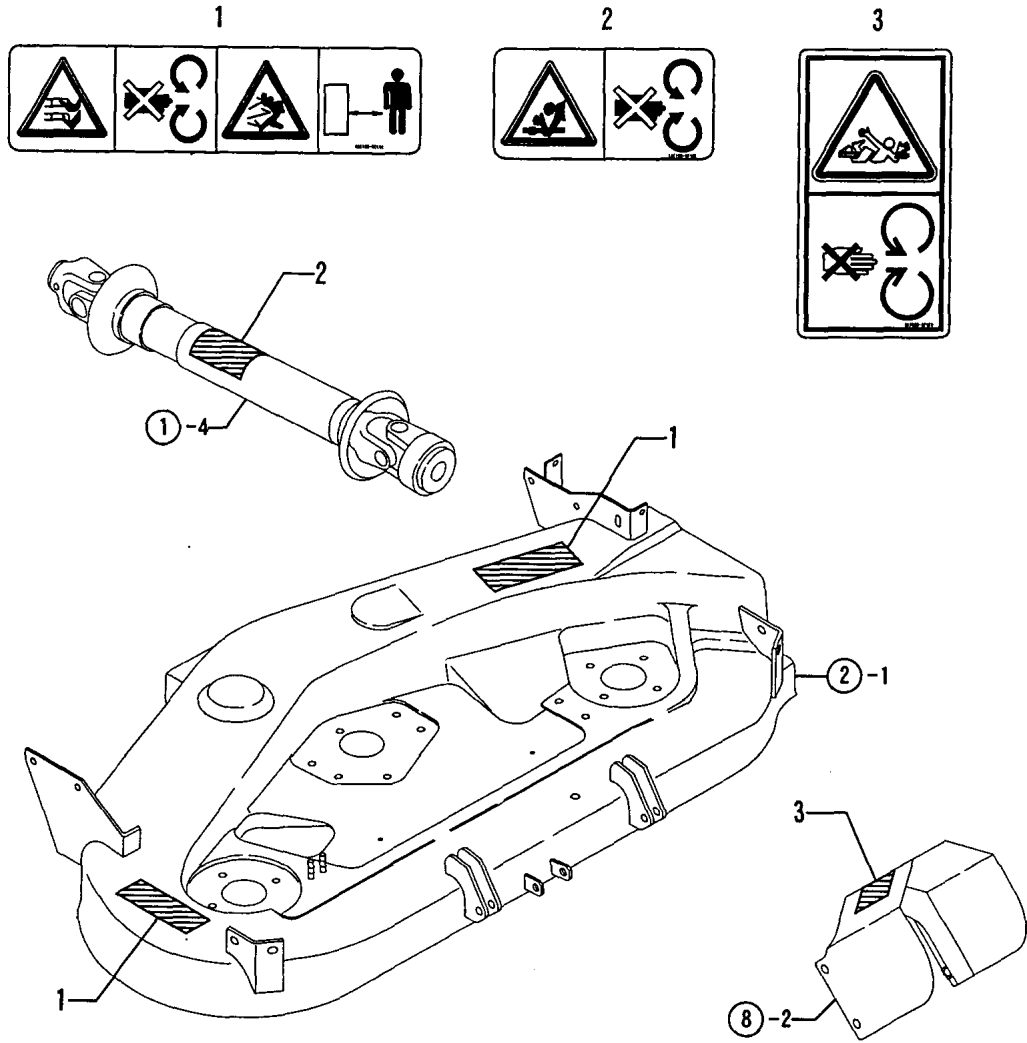


(A)=RM48F
(B)=
(C)=

(D)=
(E)=
(F)=

| REF. | LEV. | PARTS NO. | DESCRIPTION | QTY | | | | | | I | R |
|------|------|--------------|------------------|-----|-----|-----|-----|-----|-----|---|---|
| | | | | (A) | (B) | (C) | (D) | (E) | (F) | | |
| 1 | 1 | 1A7080-92150 | MARK | 1 | | | | | | | |
| 2 | 1 | 1A7080-92210 | SOUND LEVEL MARK | 1 | | | | | | | |

Fig.17. LABEL(SAFETY)



N154808

0CNP3-G90900 17. LABEL(SAFETY)

(A)=RM48F
(B)=
(C)=

(D)=
(E)=
(F)=

| REF. | LEV. | PARTS NO. | DESCRIPTION | Q'TY | | | | | | I | R |
|------|------|--------------|--------------------|------|-----|-----|-----|-----|-----|---|---|
| | | | | (A) | (B) | (C) | (D) | (E) | (F) | | |
| 1 | 1 | 1A6150-92111 | LABEL,DANGER BLADE | 2 | | | | | | | |
| 2 | 1 | 1A7080-92160 | CAUTION PLATE | 1 | | | | | | | |
| 3 | 1 | 1A6150-93151 | LABEL,COVER | 1 | | | | | | | |

Part Number Index

All parts are stipulated in the order of part numbers.

(Depending on the area in which the part is used.)

This index will display the location of the part according to each part number.

PARTS No. INDEX

| PARTS No. | Fig. | Ref.No. |
|--------------|------|---------|
| 194150-71230 | 3 | 5 |
| 194151-47760 | 11 | 1 |
| 194200-32330 | 7 | 2 |
| 194200-32340 | 7 | 3 |
| 198511-63120 | 6 | 3 |
| 1A1040-48070 | 7 | 4 |
| 1A6150-61701 | 4 | 2 |
| 1A6150-61751 | 5 | 2 |
| 1A6150-61830 | 4 | 3 |
| | 5 | 3 |
| 1A6150-61840 | 5 | 4 |
| 1A6150-61850 | 4 | 4 |
| 1A6150-61860 | 5 | 5 |
| 1A6150-61870 | 4 | 5 |
| 1A6150-61911 | 6 | 1 |
| 1A6150-61960 | 5 | 6 |
| 1A6150-61980 | 6 | 2 |
| 1A6150-62200 | 7 | 12 |
| 1A6150-63010 | 9 | 1 |
| 1A6150-63030 | 9 | 4 |
| 1A6150-63050 | 9 | 5 |
| 1A6150-63101 | 9 | 14 |
| 1A6150-63160 | 9 | 2 |
| 1A6150-63250 | 9 | 18 |
| 1A6150-63270 | 9 | 19 |
| 1A6150-63301 | 10 | 1 |
| 1A6150-63350 | 10 | 2 |
| 1A6150-63400 | 10 | 3 |
| 1A6150-63501 | 10 | 4 |
| 1A6150-63550 | 10 | 5 |
| 1A6150-64250 | 11 | 2 |
| 1A6150-66100 | 13 | 2 |
| 1A6150-92111 | 17 | 1 |
| 1A6150-93151 | 17 | 3 |
| 1A7080-15100 | 1 | 1 |
| 1A7080-61580 | 2 | 2 |
| 1A7080-61640 | 8 | 1 |
| 1A7080-61650 | 3 | 1 |
| 1A7080-61750 | 3 | 2 |
| 1A7080-61760 | 3 | 3 |
| 1A7080-61770 | 3 | 4 |
| 1A7080-62010 | 7 | 5 |
| 1A7080-62020 | 7 | 6 |
| 1A7080-62060 | 7 | 7 |
| 1A7080-62070 | 7 | 8 |
| 1A7080-62080 | 7 | 9 |
| 1A7080-62090 | 7 | 10 |
| 1A7080-62100 | 7 | 11 |
| 1A7080-64300 | 11 | 3 |
| 1A7080-66300 | 12 | 1 |

| PARTS No. | Fig. | Ref.No. |
|--------------|------|---------|
| 1A7080-66400 | 12 | 2 |
| 1A7080-66500 | 12 | 3 |
| 1A7080-66610 | 14 | 1 |
| 1A7080-66620 | 14 | 2 |
| 1A7080-66630 | 14 | 3 |
| 1A7080-66650 | 14 | 5 |
| 1A7080-66660 | 14 | 6 |
| | 15 | 1 |
| 1A7080-66670 | 14 | 7 |
| 1A7080-66680 | 14 | 8 |
| 1A7080-66690 | 14 | 4 |
| 1A7080-66710 | 15 | 2 |
| 1A7080-66720 | 15 | 3 |
| 1A7080-92150 | 16 | 1 |
| 1A7080-92160 | 17 | 2 |
| 1A7080-92210 | 16 | 2 |
| 1E4010-76220 | 14 | 9 |
| | 15 | 4 |
| 1E6470-37420 | 4 | 1 |
| | 5 | 1 |
| 1E6681-76410 | 5 | 7 |
| 1E6910-73220 | 11 | 4 |
| 1E8050-83240 | 4 | 6 |
| 1E8060-65760 | 10 | 6 |
| 1T0017-12370 | 7 | 1 |
| 1T4377-85250 | 3 | 6 |
| 1W6521-10080 | 13 | 1 |
| 7A7080-15200 | 1 | 2 |
| 7A7080-61000 | 2 | 1 |
| 7A7080-62500 | 8 | 2 |

| PARTS No. | Fig. | Ref.No. |
|-----------|------|---------|
|-----------|------|---------|

| PARTS No. | Fig. | Ref.No. |
|-----------|------|---------|
|-----------|------|---------|



YANMAR CO.,LTD.